



DISTRIBUSI SIMPANAN BANK UMUM

DEPOSITS DISTRIBUTION OF COMMERCIAL BANKS

Mei 2022

05M-22

Indonesia Deposit Insurance Corporation
Insurance Premium Settlement Group



2022 Indonesia Deposit Insurance Corporation. All rights reserved.

The facts and opinions stated or expressed in this publication are for information purposes only and are not necessarily and must not be relied upon as being those of the publisher or of the institutions for which the contributing authors work. Although every care has been taken to ensure the accuracy of the information contained within the publication, it should not be by any person relied upon as the basis for taking any action or making any decision. The Indonesia Deposit Insurance Corporation cannot be held liable or otherwise responsible in any way for any advice, action taken or decision made on the basis of the facts and opinions stated or expressed or stated within this publication.

DAFTAR ISI

TABLE OF CONTENT

Informasi Umum	3	General Information	3
Ringkasan Eksekutif	4	Executive Summary	4
Ringkasan Pertumbuhan Simpanan	5	Deposits Growth Highlights	5
Ringkasan Distribusi Nominal Simpanan	6	Nominal Deposits Distribution Highlights	6
Ringkasan Distribusi Rekening Simpanan	7	Deposit Accounts Distribution Highlights	7
Peta Musiman Nominal Simpanan (Bulanan)	8	Deposits Seasonality Heatmap (MoM)	8
Rincian Nominal Simpanan	9	Nominal Breakdown	9
Rincian Rekening Simpanan	10	Accounts Breakdown	10
Simpanan Berdasarkan Kepemilikan Simpanan, Jenis Simpanan, dan Mata Uang	11	Deposits by Ownership of Deposits, Type of Deposits, and Currencies	11
Simpanan Berdasarkan Kepemilikan Simpanan, <i>Tiering</i> Nominal, dan Mata Uang	12	Deposits by Ownership of Deposits, Nominal Tiering, and Currencies	12
Simpanan Berdasarkan Kepemilikan Simpanan, Besaran Nilai Simpanan, dan Mata Uang	13	Deposits by Ownership of Deposits, Nominal of Deposits, and Currencies	13
Simpanan Berdasarkan Kepemilikan Simpanan, Simpanan yang Dijamin, dan Mata Uang	13	Deposits by Ownership of Deposits, Insured Deposits, and Currencies	13
Simpanan Berdasarkan Provinsi	14	Deposits by Province	14

Informasi Umum

Sumber Data

Data bersumber dari Laporan Bank Umum Terintegrasi (LBUT) yang disampaikan oleh bank umum kepada Bank Indonesia.

Definisi

- 1) Simpanan meliputi dana pihak ketiga dan simpanan dari bank lain.
- 2) Simpanan Yang Dijamin meliputi:
 - a) Seluruh simpanan dengan nominal sampai dengan Rp2 miliar.
 - b) Dijamin sebagian (s.d. Rp2 miliar) dari seluruh simpanan dengan nominal di atas Rp2 miliar.
- 3) Besaran Nilai Simpanan yang Dijamin adalah Rp2 miliar per nasabah per bank, sebagaimana diatur dalam Peraturan Pemerintah No. 66 Tahun 2008.
- 4) Simpanan yang disajikan tidak termasuk simpanan luar negeri.
- 5) Rekening yang disajikan termasuk rekening nasabah yang memiliki saldo sama dengan 0 (nol).

Kotak Masukan dan Saran:



informasi@lps.go.id

General Information

Source of Data

The data are based on The Laporan Bank Umum Terintegrasi (LBUT) which submitted by commercial banks to Bank Indonesia.

Definition

- 1) The deposits comprise of third-party funds and funds from other banks.
- 2) Insured deposits consist of:
 - a) Fully insured deposits with nominal under Rp2 billion.
 - b) Partially insured deposits (max. Rp2 billion) for nominal above Rp2 billion.
- 3) The maximum amount of deposit insured is Rp2 billion per depositor per bank as stipulated by Government Regulation Number 66 Year 2008.
- 4) The deposits presented do not include overseas deposits.
- 5) The accounts presented consist of customer accounts with 0 (zero) balance.

Feedback and Suggestion Box:

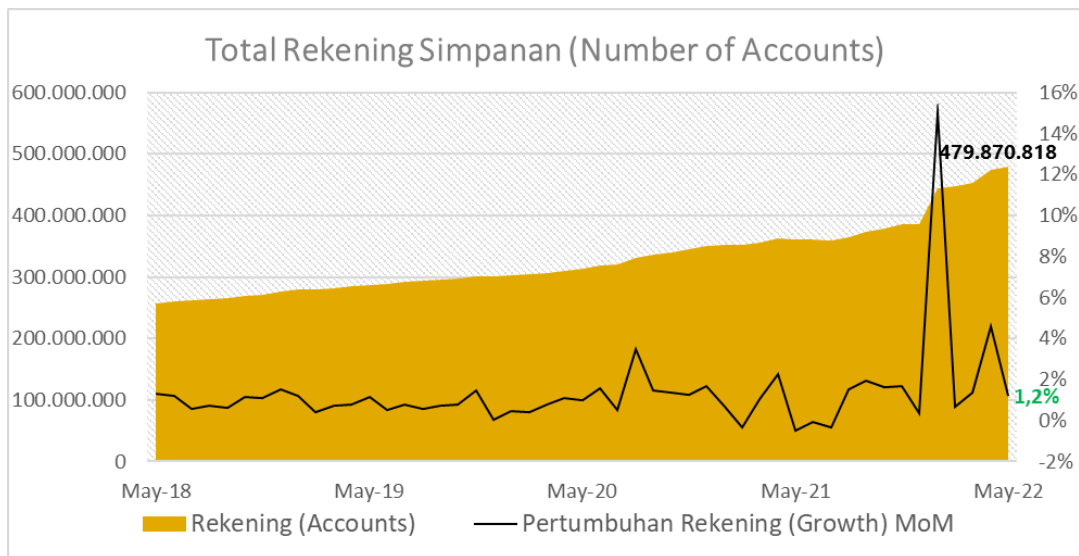
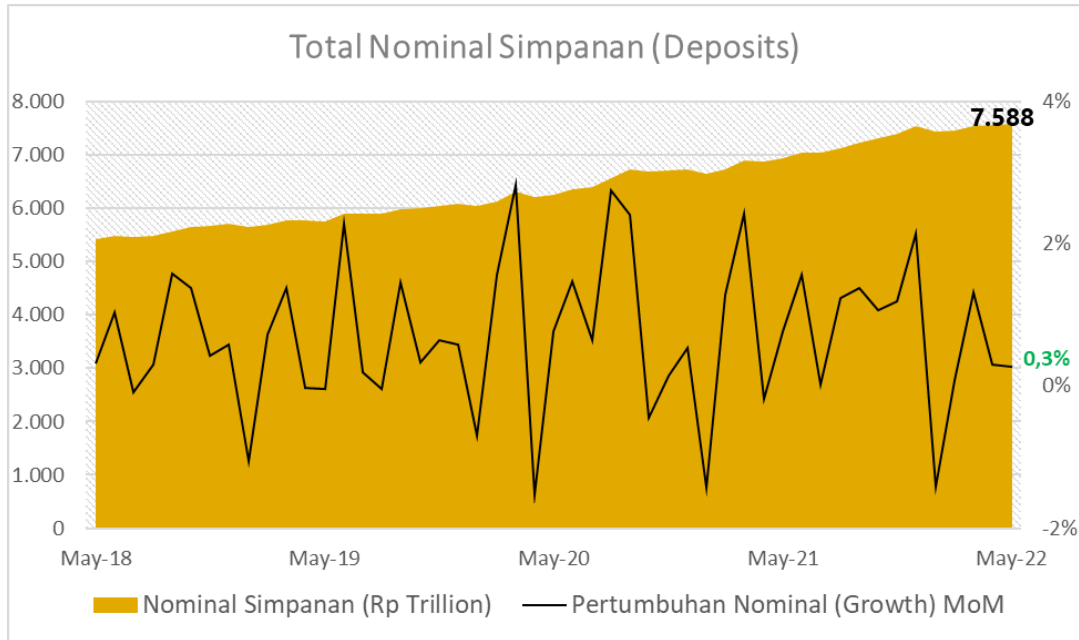


informasi@lps.go.id

RINGKASAN EKSEKUTIF

- 1) **Sumber data Distribusi Simpanan Bank Umum (BU) berasal dari Laporan Bank Umum Terintegrasi** yang disampaikan 107 Bank Umum, yang telah diimplementasikan secara penuh sejak data Januari 2022.
- 2) Simpanan yang disajikan dalam laporan ini meliputi dana pihak ketiga dan simpanan dari bank lain, **tidak termasuk simpanan cabang luar negeri.**
- 3) **Total nominal simpanan BU** bulan Mei 2022 mencapai **Rp7.588 triliun**, naik 0,3% MoM.
 - Berdasarkan jenis simpanan, simpanan dengan nominal terbesar terdapat pada simpanan deposito yang mencakup 37,0% total simpanan. Kenaikan nominal simpanan terbesar terdapat pada jenis simpanan giro sebesar 3,0% MoM, sedangkan penurunan pertumbuhan nominal simpanan terdalam terdapat pada jenis simpanan *deposit on call* sebesar -17,4% MoM.
 - Berdasarkan *tiering* simpanan, nominal simpanan terbesar terdapat pada *tiering* simpanan N > 5 miliar yang mencakup 51,4% total simpanan. Kenaikan nominal simpanan terbesar terdapat pada *tiering* simpanan N > 5 miliar sebesar 1,5% MoM, sedangkan penurunan pertumbuhan nominal simpanan terdalam terdapat pada *tiering* N ≤ 100 juta sebesar -4,6% MoM.
- 4) **Total rekening simpanan BU** bulan Mei 2022 mencapai **479,9 juta rekening**, naik 1,2% MoM.
 - Berdasarkan jenis simpanan, jumlah rekening simpanan terbanyak terdapat pada tabungan yang mencakup 97,8% total rekening simpanan. Kenaikan jumlah rekening terbesar terdapat pada rekening *deposit on call* sebesar 1.058,7% MoM, sedangkan penurunan jumlah rekening terdalam terdapat pada jenis sertifikat deposito sebesar -55,8% MoM.
 - Berdasarkan *tiering* simpanan, jumlah rekening simpanan terbanyak terdapat pada *tiering* simpanan N ≤ 100 juta yang mencakup 98,7% total rekening simpanan. Kenaikan jumlah rekening terbesar terdapat pada *tiering* simpanan N > 5 miliar sebesar 1,8%, sedangkan penurunan terdalam terdapat pada *tiering* simpanan 100 juta < N ≤ 200 juta sebesar -0,9%.
- 5) Penjaminan simpanan LPS mencakup **479,6 juta rekening atau sebesar 99,9% total rekening dijamin penuh**, sedangkan 0,3 juta rekening atau sebesar 0,1% total rekening dijamin sebagian sampai dengan Rp2 miliar.

RINGKASAN PERTUMBUHAN SIMPANAN DEPOSITS GROWTH HIGHLIGHTS



Year	Tahun Year	Nominal (Rp Trillion)	Pertumbuhan Growth (YoY)	Rekening Accounts	Pertumbuhan Growth (YoY)
May-22	2022*	7.588	9,5%	479.870.818	32,7%
Dec-21	2021	7.546	12,0%	386.319.082	10,3%
Dec-20	2020	6.737	10,9%	350.324.950	16,1%
Dec-19	2019	6.077	6,5%	301.697.958	9,4%
Dec-18	2018	5.704	6,4%	275.764.037	13,8%

*Year on Year (YoY) as of 31 May 2022

RINGKASAN DISTRIBUSI NOMINAL SIMPANAN NOMINAL DEPOSITS DISTRIBUTION HIGHLIGHTS

I. NOMINAL SIMPANAN

Nominal Deposits

No	Distribusi Simpanan	May-22 (Rp Trillion)	%	Perubahan (Change) (%)						Deposits Distribution						
				1M	3M	6M	YTD	1Y	3Y							
A. Simpanan																
1	Nominal	7.588	100,0	▲	0,3	▲	1,9	▲	2,7	▲	0,5	▲	9,5	▲	31,8	A. Deposits Nominal
B. Jenis Simpanan																
2	Deposit on Call	46	0,6	▼	(17,4)	▲	0,7	▼	(14,4)	▼	(33,2)	▼	(37,4)	▼	(52,6)	Deposits on Call
3	Deposito	2.809	37,0	▼	(0,4)	▼	(1,4)	▼	(1,8)	▼	(1,7)	▲	0,1	▲	12,2	Time Deposits
4	Giro	2.225	29,3	▲	3,0	▲	4,3	▲	5,4	▲	2,1	▲	21,1	▲	67,7	Demand Deposits
5	Sertifikat Deposito	3	0,0	▼	(3,4)	▼	(54,4)	▲	40,5	▼	(4,2)	▲	24,4	▼	(77,5)	Certificate of Time Deposits
6	Tabungan	2.504	33,0	▼	(0,9)	▲	3,8	▲	6,1	▲	2,8	▲	13,3	▲	37,8	Saving Accounts
C. Kepemilikan Simpanan																
7	Simpanan dari Bank Lain	91	1,2	▼	(9,5)	▲	12,4	▲	19,0	▲	5,7	▼	(17,3)	▼	(8,0)	Funds from Other Banks
8	DPK	7.497	98,8	▲	0,4	▲	1,8	▲	2,5	▲	0,5	▲	9,9	▲	32,5	Third-Party Funds
D. Jenis Usaha																
9	Konvensional	7.042	92,8	▲	0,2	▲	1,9	▲	2,5	▲	0,5	▲	9,3	▲	30,9	Conventional
10	Syariah (Termasuk UUS)	546	7,2	▲	1,2	▲	2,4	▲	5,7	▲	0,9	▲	12,3	▲	44,2	Sharia
E. Tiering Nominal																
11	N ≤ 100 juta	974	12,8	▼	(4,6)	▲	2,7	▲	1,8	▼	(1,7)	▲	3,3	▲	10,9	N ≤ 100 million
12	100 juta < N ≤ 200 juta	410	5,4	▼	(0,8)	▲	1,9	▲	3,9	▲	1,0	▲	6,4	▲	22,4	100 million < N ≤ 200 million
13	200 juta < N ≤ 500 juta	646	8,5	▼	(0,0)	▲	2,4	▲	3,1	▲	0,6	▲	5,0	▲	23,8	200 million < N ≤ 500 million
14	500 juta < N ≤ 1 miliar	554	7,3	▲	0,2	▲	1,1	▲	2,6	▼	(0,4)	▲	4,6	▲	23,5	500 million < N ≤ 1 billion
15	1 miliar < N ≤ 2 miliar	484	6,4	▲	0,6	▲	0,8	▲	1,9	▲	0,7	▲	4,7	▲	23,6	1 billion < N ≤ 2 billion
16	2 miliar < N ≤ 5 miliar	621	8,2	▲	1,2	▲	0,3	▲	1,4	▼	(0,4)	▲	5,3	▲	18,7	2 billion < N ≤ 5 billion
17	N > 5 miliar	3.899	51,4	▲	1,5	▲	2,1	▲	3,1	▲	1,4	▲	14,5	▲	46,6	N > 5 billion
F. Kepemilikan Bank																
18	Asing	249	3,3	▲	6,6	▲	12,1	▲	13,3	▲	14,4	▲	11,8	▲	32,7	Foreign Banks
19	Campuran	198	2,6	▲	2,5	▲	0,3	▼	(0,1)	▼	(0,4)	▲	6,5	▲	13,5	Mixed / Joint Banks
20	BPD	721	9,5	▲	0,7	▲	1,9	▲	1,5	▲	4,2	▲	10,0	▲	36,3	Regional Government Banks
21	BUMN	3.093	40,8	▼	(1,0)	▲	1,1	▲	0,3	▼	(2,7)	▲	7,2	▲	29,7	State-Owned Enterprises (SOEs)
22	Swasta Nasional	3.325	43,8	▲	0,8	▲	2,1	▲	4,7	▲	2,0	▲	11,6	▲	34,0	Private National Banks
G. Valuta Simpanan																
23	Rupiah (IDR)	6.574	86,6	▲	0,2	▲	2,1	▲	3,6	▲	0,9	▲	9,9	▲	31,7	Rupiah (IDR)
24	Valas	1.014	13,4	▲	0,4	▲	0,4	▼	(2,5)	▼	(1,8)	▲	6,7	▲	32,4	Foreign Currencies
H. KBMI Bank																
25	KBMI 1	998	13,2	▲	1,6	▲	2,4	▲	4,9	▲	4,9	▲	12,1	▲	34,2	KBMI 1
26	KBMI 2	853	11,2	▲	1,6	▲	2,9	▲	4,3	▲	3,8	▲	10,7	▲	26,0	KBMI 2
27	KBMI 3	1.914	25,2	▲	1,5	▲	1,5	▲	2,0	▲	0,1	▲	7,9	▲	27,1	KBMI 3
28	KBMI 4	3.821	50,4	▼	(1,0)	▲	1,8	▲	2,2	▼	(1,0)	▲	9,4	▲	35,0	KBMI 4
I. Cakupan Penjaminan (Rp2 M)																
29	Dijamin penuh (≤ Rp 2 miliar)	3.068	40,4	▼	(1,5)	▲	1,9	▲	2,5	▼	(0,3)	▲	4,5	▲	19,1	Fully insured (≤ Rp 2 billion)
30	Dijamin sebagian* (> Rp 2 miliar)	641	8,4	▲	1,4	▲	0,6	▲	1,6	▲	0,0	▲	6,6	▲	22,3	Partially insured* (> Rp 2 billion)
31	Tidak dijamin (> Rp 2 miliar)	3.879	51,1	▲	1,5	▲	2,1	▲	3,1	▲	1,3	▲	14,3	▲	45,9	Not insured (> Rp 2 billion)

*Hanya dijamin sebagian maksimal Rp2 Miliar

*Partially insured only max Rp2 billion

RINGKASAN DISTRIBUSI REKENING SIMPANAN DEPOSIT ACCOUNTS DISTRIBUTION HIGHLIGHTS

II. REKENING

NUMBER OF ACCOUNTS

No	Distribusi Simpanan	May-22	%	Perubahan (Change) (%)						Deposits Distribution
				1M	3M	6M	YTD	1Y	3Y	
A. Simpanan										A. Deposits
1	Jumlah Rekening	479.870.818	100,0	▲ 1,2	▲ 7,3	▲ 24,7	▲ 24,2	▲ 32,7	▲ 66,8	Accounts
B. Jenis Simpanan										B. Type of Deposits
2	Deposit On Call	78.349	0,0	▲ 1.058,7	▲ 1.115,5	▲ 1.426,7	▲ 1.095,4	▲ 2.352,2	▲ 1.138,7	Deposits on Call
3	Deposito	4.843.734	1,0	▼ (2,8)	▼ (2,8)	▼ (6,0)	▼ (7,8)	▼ (4,9)	▲ 4,0	Time Deposits
4	Giro	5.763.883	1,2	▲ 0,9	▲ 7,1	▲ 32,1	▲ 31,5	▲ 37,9	▲ 63,3	Demand Deposits
5	Sertifikat Deposito	125	0,0	▼ (55,8)	▼ (92,5)	▲ 95,3	▼ (22,8)	▲ 267,6	▼ (55,5)	Certificate of Time Deposits
6	Tabungan	469.184.727	97,8	▲ 1,2	▲ 7,4	▲ 25,0	▲ 24,6	▲ 33,2	▲ 67,9	Saving Accounts
C. Kepemilikan Simpanan										C. Source of Funds
7	Simpanan dari Bank Lain	26.967	0,0	▼ (1,0)	▼ (2,9)	▲ 0,8	▼ (0,4)	▲ 3,5	▲ 10,0	Funds from Other Banks
8	DPK	479.843.851	100,0	▲ 1,2	▲ 7,3	▲ 24,7	▲ 24,2	▲ 32,7	▲ 66,9	Third-Party Funds
D. Jenis Usaha										D. Principle of Business
9	Konvensional	434.515.335	90,5	▲ 1,3	▲ 7,8	▲ 26,4	▲ 26,1	▲ 35,6	▲ 69,1	Conventional
10	Syariah (Termasuk UUS)	45.355.483	9,5	▲ 0,6	▲ 2,4	▲ 10,0	▲ 8,4	▲ 10,2	▲ 47,7	Sharia
E. Tiering Nominal										E. Nominal Tiering
11	N ≤ 100 juta	473.477.761	98,7	▲ 1,2	▲ 7,3	▲ 25,0	▲ 24,6	▲ 33,2	▲ 67,6	N ≤ 100 million
12	100 juta < N ≤ 200 juta	2.926.363	0,6	▼ (0,9)	▲ 1,9	▲ 3,9	▲ 1,1	▲ 6,4	▲ 22,8	100 million < N ≤ 200 million
13	200 juta < N ≤ 500 juta	2.031.371	0,4	▼ (0,1)	▲ 2,6	▲ 3,1	▲ 0,7	▲ 5,4	▲ 24,8	200 million < N ≤ 500 million
14	500 juta < N ≤ 1 miliar	771.391	0,2	▲ 0,3	▲ 1,2	▲ 2,5	▼ (0,2)	▲ 4,9	▲ 24,6	500 million < N ≤ 1 billion
15	1 miliar < N ≤ 2 miliar	343.455	0,1	▲ 0,7	▲ 0,8	▲ 1,9	▲ 1,0	▲ 5,2	▲ 25,2	1 billion < N ≤ 2 billion
16	2 miliar < N ≤ 5 miliar	197.862	0,0	▲ 1,2	▲ 0,2	▲ 0,9	▼ (0,5)	▲ 4,7	▲ 18,5	2 billion < N ≤ 5 billion
17	N > 5 miliar	122.615	0,0	▲ 1,8	▲ 1,2	▲ 2,8	▲ 0,9	▲ 9,9	▲ 29,0	N > 5 billion
F. Kepemilikan Bank										F. Ownership
18	Asing	217.617	0,0	▼ (3,0)	▼ (7,5)	▼ (5,0)	▼ (5,3)	▼ (5,3)	▼ (1,8)	Foreign Banks
19	Campuran	2.474.544	0,5	▲ 3,8	▲ 15,5	▲ 187,0	▲ 182,3	▲ 175,9	▲ 201,2	Mixed / Joint Banks
20	BPD	41.915.087	8,7	▲ 0,7	▲ 3,0	▲ 8,0	▲ 6,2	▲ 9,4	▲ 22,6	Regional Government Banks
21	BUMN	298.045.931	62,1	▲ 1,0	▲ 2,7	▲ 22,5	▲ 23,6	▲ 27,6	▲ 63,5	State-Owned Enterprises (SOEs)
22	Swasta Nasional	137.217.639	28,6	▲ 1,7	▲ 20,4	▲ 35,0	▲ 31,1	▲ 55,0	▲ 95,9	Private National Banks
G. Valuta Simpanan										G. Currency
23	Rupiah (IDR)	477.469.403	99,5	▲ 1,2	▲ 7,3	▲ 24,5	▲ 24,0	▲ 32,5	▲ 66,7	Rupiah (IDR)
24	Valas	2.401.415	0,5	▲ 0,8	▲ 2,5	▲ 77,3	▲ 77,0	▲ 82,8	▲ 117,7	Foreign Currencies
H. KBMI Bank										H. Deposits by KBMI
25	KBMI 1	63.578.995	13,2	▲ 2,5	▲ 52,1	▲ 70,3	▲ 63,5	▲ 129,8	▲ 158,2	KBMI 1
25	KBMI 2	37.139.731	7,7	▲ 1,2	▲ 3,0	▲ 16,0	▲ 11,9	▲ 27,8	▲ 46,5	KBMI 2
26	KBMI 3	61.746.442	12,9	▲ 0,5	▲ 1,3	▲ 14,4	▲ 13,4	▲ 10,0	▲ 37,4	KBMI 3
27	KBMI 4	317.405.650	66,1	▲ 1,1	▲ 2,9	▲ 21,3	▲ 22,2	▲ 27,6	▲ 64,7	KBMI 4
I. Cakupan Penjaminan (Rp2 M)										I. Insurance Coverage (Rp 2 b)
29	Dijamin penuh (≤ Rp 2 miliar)	479.550.341	99,9	▲ 1,2	▲ 7,3	▲ 24,7	▲ 24,2	▲ 32,7	▲ 66,9	Fully insured (≤ Rp 2 billion)
30	Dijamin sebagian* (> Rp 2 miliar)	320.477	0,1	▲ 1,4	▲ 0,6	▲ 1,6	▲ 0,0	▲ 6,6	▲ 22,3	Partially insured* (> Rp 2 billion)

*Hanya dijamin maksimal Rp2 Miliar

*Only insured max Rp2 billion

PETA MUSIMAN NOMINAL SIMPANAN (BULANAN)
DEPOSITS SEASONALITY HEATMAP (MoM)

I. Nominal Simpanan

Year	Jan	Feb	Mar	Apr	Mei	Jun	Jul	Ags	Sep	Okt	Nov	Des
2022	-1,41%	0,09%	1,31%	0,31%	0,27%							
2021	-1,43%	1,29%	2,43%	-0,18%	0,77%	1,56%	0,02%	1,23%	1,38%	1,07%	1,19%	2,14%
2020	-0,69%	1,57%	2,83%	-1,53%	0,77%	1,47%	0,64%	2,75%	2,41%	-0,44%	0,15%	0,53%
2019	-1,05%	0,72%	1,37%	-0,03%	-0,05%	2,28%	0,19%	-0,05%	1,46%	0,33%	0,64%	0,58%

II. Nominal Simpanan Berdasarkan Tingkatan (≤ Rp100 juta)

Year	Jan	Feb	Mar	Apr	Mei	Jun	Jul	Ags	Sep	Okt	Nov	Des
2022	-4,25%	-0,11%	0,63%	7,02%	-4,60%							
2021	-3,65%	-1,33%	0,40%	4,09%	-0,52%	0,30%	-0,11%	-0,71%	0,45%	0,48%	1,09%	3,58%
2020	-2,60%	-0,37%	-0,01%	1,04%	3,72%	-1,10%	-0,26%	0,99%	2,11%	0,50%	1,14%	2,76%
2019	-2,10%	-0,71%	-0,31%	0,46%	7,75%	-4,10%	0,74%	-0,83%	-0,14%	0,61%	0,97%	3,43%

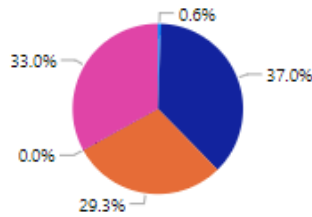
III. Nominal Simpanan Berdasarkan Tingkatan (> Rp5 miliar)

Year	Jan	Feb	Mar	Apr	Mei	Jun	Jul	Ags	Sep	Okt	Nov	Des
2022	-0,99%	0,24%	2,27%	-1,68%	1,55%							
2021	-1,13%	3,55%	4,96%	-1,82%	0,63%	2,50%	-0,02%	2,51%	2,47%	1,48%	1,70%	1,71%
2020	0,41%	2,88%	5,65%	-3,75%	-0,32%	2,44%	1,02%	4,70%	3,87%	-1,12%	-0,70%	-1,32%
2019	-0,35%	1,70%	2,88%	-0,10%	-3,19%	4,61%	-0,49%	-0,10%	2,81%	0,22%	0,62%	-2,08%


RINCIAN NOMINAL SIMPANAN NOMINAL BREAKDOWN

(as of May 2022)

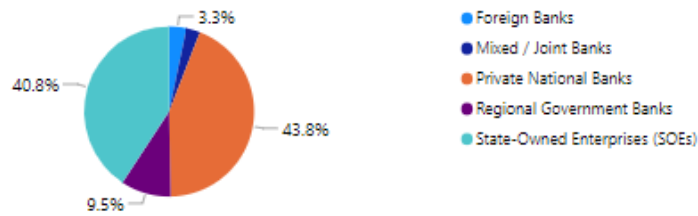
By Type of Deposit



By Principle of Business



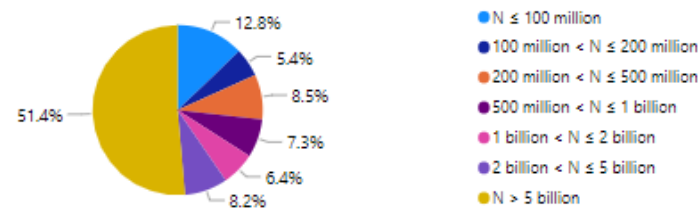
By Ownership




By Source of Fund



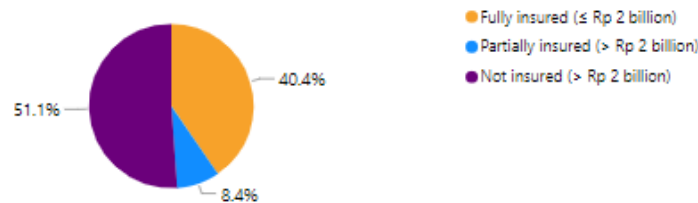
By Nominal Tiering



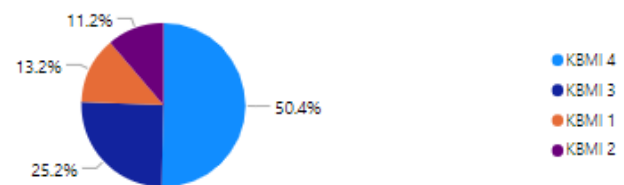
By Currency



By Insurable Deposit



By KBMI



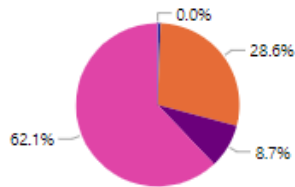
RINCIAN REKENING SIMPANAN ACCOUNTS BREAKDOWN

(as of May 2022)

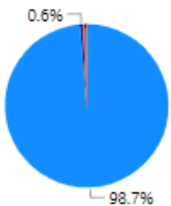
By Type of Deposit



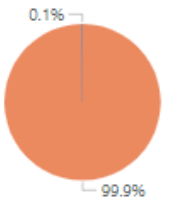
By Ownership



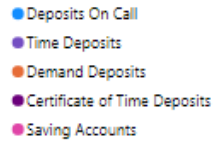
By Nominal Tiering




By Insurable Deposit



By Principle of Business



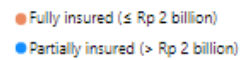
By Source of Fund



By Currency



By KBMI



SIMPANAN BERDASARKAN KEPEMILIKAN SIMPANAN, JENIS SIMPANAN, DAN MATA UANG
DEPOSITS BY OWNERSHIP OF DEPOSITS, TYPE OF DEPOSITS, AND CURRENCIES
(as of May 2022)

Jenis Simpanan	Third-Party Funds		Funds from Other Banks		TOTAL		Type of Deposits
	Accounts	Nominal (Rp Trillion)	Accounts	Nominal (Rp Trillion)	Accounts	Nominal (Rp Trillion)	
Giro	5.751.746	2.168	12.137	57	5.763.883	2.225	Demand Deposits
Rupiah (IDR)	5.549.720	1.626	11.687	47	5.561.407	1.673	Rupiah (IDR)
Valuta Asing	202.026	542	450	10	202.476	552	Foreign Currencies
Tabungan	469.177.142	2.497	7.585	7	469.184.727	2.504	Saving Accounts
Rupiah (IDR)	467.099.762	2.318	7.580	7	467.107.342	2.325	Rupiah (IDR)
Valuta Asing	2.077.380	179	5	0	2.077.385	179	Foreign Currencies
Deposito on Call	78.303	44	46	2	78.349	46	Deposits on Call
Rupiah (IDR)	77.196	40	46	2	77.242	42	Rupiah (IDR)
Valuta Asing	1.107	4	-	-	1.107	4	Foreign Currencies
Deposito	4.836.592	2.787	7.142	22	4.843.734	2.809	Time Deposits
Rupiah (IDR)	4.716.157	2.515	7.130	16	4.723.287	2.531	Rupiah (IDR)
Valuta Asing	120.435	273	12	6	120.447	278	Foreign Currencies
Sertifikat Deposito	68	1	57	3	125	3	Certificate of Time Deposits
Rupiah (IDR)	68	1	57	3	125	3	Rupiah (IDR)
Valuta Asing	-	-	-	-	-	-	Foreign Currencies
TOTAL	479.843.851	7.497	26.967	91	479.870.818	7.588	TOTAL
Rupiah (IDR)	477.442.903	6.499	26.500	75	477.469.403	6.574	Rupiah (IDR)
Valuta Asing	2.400.948	998	467	16	2.401.415	1.014	Foreign Currencies

SIMPANAN BERDASARKAN KEPEMILIKAN SIMPANAN, TIERING NOMINAL, DAN MATA UANG
DEPOSITS BY OWNERSHIP OF DEPOSITS, NOMINAL TIERING, AND CURRENCIES

(as of May 2022)

Tiering Simpanan	Third-Party Funds		Funds from Other Banks		TOTAL		Nominal Tiering
	Accounts	Nominal (Rp Trillion)	Accounts	Nominal (Rp Trillion)	Accounts	Nominal (Rp Trillion)	
N ≤ 100 Jt	473.466.868	974	10.893	0	473.477.761	974	N ≤ 100 M
Rupiah (IDR)	471.365.801	961	10.762	0	471.376.563	961	Rupiah (IDR)
Valuta Asing	2.101.067	13	131	0	2.101.198	13	Foreign Currencies
100 Jt < N ≤ 200 Jt	2.924.268	409	2.095	0	2.926.363	410	100 M < N ≤ 200 M
Rupiah (IDR)	2.822.566	395	2.070	0	2.824.636	395	Rupiah (IDR)
Valuta Asing	101.702	14	25	0	101.727	14	Foreign Currencies
200 Jt < N ≤ 500 Jt	2.027.317	645	4.054	2	2.031.371	646	200 M < N ≤ 500 M
Rupiah (IDR)	1.931.697	614	4.031	1	1.935.728	616	Rupiah (IDR)
Valuta Asing	95.620	30	23	0	95.643	30	Foreign Currencies
500 Jt < N ≤ 1 M	767.947	551	3.444	3	771.391	554	500 M < N ≤ 1 B
Rupiah (IDR)	723.821	520	3.421	3	727.242	523	Rupiah (IDR)
Valuta Asing	44.126	31	23	0	44.149	31	Foreign Currencies
1 M < N ≤ 2 M	340.611	479	2.844	4	343.455	484	1 B < N ≤ 2 B
Rupiah (IDR)	314.902	444	2.803	4	317.705	448	Rupiah (IDR)
Valuta Asing	25.709	36	41	0	25.750	36	Foreign Currencies
2 M < N ≤ 5 M	195.840	615	2.022	7	197.862	621	2 B < N ≤ 5 B
Rupiah (IDR)	179.835	565	1.985	6	181.820	572	Rupiah (IDR)
Valuta Asing	16.005	50	37	0	16.042	50	Foreign Currencies
N > 5 M	121.000	3.824	1.615	75	122.615	3.899	N > 5 B
Rupiah (IDR)	104.281	3.000	1.428	59	105.709	3.060	Rupiah (IDR)
Valuta Asing	16.719	823	187	16	16.906	839	Foreign Currencies
TOTAL	479.843.851	7.497	26.967	91	479.870.818	7.588	TOTAL
Rupiah (IDR)	477.442.903	6.499	26.500	75	477.469.403	6.574	Rupiah (IDR)
Valuta Asing	2.400.948	998	467	16	2.401.415	1.014	Foreign Currencies

SIMPANAN BERDASARKAN KEPEMILIKAN SIMPANAN, BESARAN NILAI SIMPANAN, DAN MATA UANG
DEPOSITS BY OWNERSHIP OF DEPOSITS, NOMINAL OF DEPOSITS, AND CURRENCIES

(as of May 2022)

Besaran Nilai Simpanan	Third-Party Funds		Funds from Other Banks		TOTAL		Nominal of Deposits
	Accounts	Nominal (Rp Trillion)	Accounts	Nominal (Rp Trillion)	Accounts	Nominal (Rp Trillion)	
N ≤ 2 M	479.527.011	3.059	23.330	9	479.550.341	3.068	N ≤ IDR 2 B
Rupiah (IDR)	477.158.787	2.934	23.087	9	477.181.874	2.943	Rupiah (IDR)
Valuta Asing	2.368.224	125	243	0	2.368.467	125	Foreign Currencies
N > 2 M	316.840	4.438	3.637	81	320.477	4.520	N > IDR 2 B
Rupiah (IDR)	284.116	3.566	3.413	66	287.529	3.631	Rupiah (IDR)
Valuta Asing	32.724	873	224	16	32.948	888	Foreign Currencies
TOTAL	479.843.851	7.497	26.967	91	479.870.818	7.588	TOTAL
Rupiah (IDR)	477.442.903	6.499	26.500	75	477.469.403	6.574	Rupiah (IDR)
Valuta Asing	2.400.948	998	467	16	2.401.415	1.014	Foreign Currencies

SIMPANAN BERDASARKAN KEPEMILIKAN SIMPANAN, SIMPANAN DIJAMIN, DAN MATA UANG
DEPOSITS BY OWNERSHIP OF DEPOSITS, INSURED DEPOSITS, AND CURRENCIES

(as of May 2022)

Simpanan Dijamin	Third-Party Funds		Funds from Other Banks		TOTAL		Insured Deposits
	Accounts	Nominal (Rp Trillion)	Accounts	Nominal (Rp Trillion)	Accounts	Nominal (Rp Trillion)	
N ≤ 2 M (Dijamin Penuh)	479.527.011	3.059	23.330	9	479.550.341	3.068	N ≤ IDR 2 B (Fully insured)
Rupiah (IDR)	477.158.787	2.934	23.087	9	477.181.874	2.943	Rupiah (IDR)
Valuta Asing	2.368.224	125	243	0	2.368.467	125	Foreign Currencies
N > 2 M (Dijamin Sebagian)	316.840	634	3.637	7	320.477	641	N > IDR 2 B (Partially insured)
Rupiah (IDR)	284.116	568	3.413	7	287.529	575	Rupiah (IDR)
Valuta Asing	32.724	65	224	0	32.948	66	Foreign Currencies
TOTAL	479.843.851	3.692	26.967	17	479.870.818	3.709	TOTAL
Rupiah (IDR)	477.442.903	3.502	26.500	16	477.469.403	3.518	Rupiah (IDR)
Valuta Asing	2.400.948	190	467	1	2.401.415	191	Foreign Currencies

SIMPANAN BERDASARKAN PROVINSI
DEPOSITS BY PROVINCE

(as of May 2022)

No	Provinsi (Province)	Jumlah Rekening* (Number of Accounts)	Nominal* (Rp Trillion)
1	Provinsi DKI Jakarta	94.781.434	3.929
2	Provinsi Jawa Timur	62.106.375	689
3	Provinsi Jawa Barat	70.445.167	645
4	Provinsi Jawa Tengah	54.928.450	374
5	Provinsi Sumatera Utara	24.425.502	293
6	Provinsi Banten	16.605.759	269
7	Provinsi Kalimantan Timur	6.969.516	125
8	Provinsi Riau	9.089.202	114
9	Provinsi Sulawesi Selatan	14.671.890	112
10	Provinsi Bali	6.871.981	108
11	Provinsi Sumatera Selatan	10.387.357	103
12	Provinsi Daerah Istimewa Yogyakarta	8.055.936	75
13	Provinsi Kalimantan Barat	7.490.880	73
14	Provinsi Kep. Riau	3.686.848	68
15	Provinsi Kalimantan Selatan	6.223.439	67
16	Provinsi Lampung	10.969.131	54
17	Provinsi Sumatera Barat	8.589.258	52
18	Provinsi Papua	3.725.084	48
19	Provinsi Nanggroe Aceh Darussalam	6.458.500	41
20	Provinsi Jambi	5.159.619	41
21	Provinsi Nusa Tenggara Barat	8.329.248	38
22	Provinsi Kalimantan Tengah	3.785.262	35
23	Provinsi Nusa Tenggara Timur	8.248.749	33
24	Provinsi Sulawesi Tengah	4.468.372	32
25	Provinsi Sulawesi Tenggara	4.079.541	28
26	Provinsi Kep. Bangka Belitung	1.831.540	28
27	Provinsi Sulawesi Utara	3.748.747	27
28	Provinsi Bengkulu	3.110.679	18
29	Provinsi Papua Barat	1.788.342	17
30	Kalimantan Utara	1.266.768	15
31	Provinsi Maluku	2.408.825	14
32	Provinsi Maluku Utara	1.528.434	10
33	Provinsi Sulawesi Barat	1.729.789	7
34	Provinsi Gorontalo	1.905.194	6
TOTAL		479.870.818	7.588

*) Dana Pihak Ketiga dilaporkan sesuai lokasi Kantor Cabang Bank, sedangkan Simpanan Bank Lain dilaporkan oleh Kantor Pusat Bank.