



LEMBAGA
PENJAMIN
SIMPANAN

Indonesia
Deposit
Insurance
Corporation

Distribusi Simpanan Bank Umum

Periode Februari 2018



Transform to Excellence



KATA PENGANTAR

Distribusi Simpanan Bank Umum merupakan media informasi yang menyajikan data mengenai simpanan Bank Umum yang diterbitkan setiap bulan oleh Lembaga Penjamin Simpanan untuk memberikan informasi perkembangan simpanan perbankan khususnya Bank Umum.

Sehubungan dengan kebutuhan penyajian informasi data simpanan yang lebih mudah dipahami (*user friendly*), pada bulan Februari 2018 LPS menyajikan Distribusi Simpanan Bank Umum dengan menggunakan format baru tanpa mengurangi esensi pada format sebelumnya.

Selanjutnya dalam rangka mempertimbangkan kebutuhan pembaca pada penggunaan Distribusi Simpanan Bank Umum, kami menerima masukan (saran dan kritik) terhadap format baru Distribusi Simpanan Bank Umum yang dapat disampaikan melalui *email* Group Penanganan Premi Penjaminan LPS yaitu penjaminan@lps.go.id.

DAFTAR ISI

Keterangan	4
1. Total Simpanan dan Jumlah Rekening	5
1.1. Total Simpanan dan Jumlah Rekening Pada Bank Umum	5
1.2. Pertumbuhan Total Simpanan dan Jumlah Rekening (MoM)	5
1.3. Pertumbuhan Simpanan dan Jumlah Rekening (YoY)	6
2. Distribusi Total Simpanan Dan Jumlah Rekening	7
2.1. Total Simpanan dan Jumlah Rekening Berdasarkan Jenis Simpanan	7
2.1.1. Distribusi Total Simpanan dan Jumlah Rekening Berdasarkan Jenis Simpanan	7
2.2. Total Simpanan dan Jumlah Rekening Berdasarkan Kepemilikan Simpanan	8
2.3. Total Simpanan dan Jumlah Rekening Berdasarkan Jenis Usaha	8
2.4. Total Simpanan dan Jumlah Rekening Berdasarkan Tiering Nominal dan Simpanan Yang Dijamin	9
2.4.1. Distribusi Jumlah Rekening Berdasarkan Rekening yang Dijamin	10
2.4.2. Distribusi Total Simpanan Berdasarkan Simpanan yang Dijamin	10
2.5. Total Simpanan dan Jumlah Rekening Berdasarkan Kepemilikan Bank	11
2.6. Total Simpanan dan Jumlah Rekening Berdasarkan Valuta	11
Lampiran	12
1. Lampiran 1: Pertumbuhan Simpanan dan Jumlah Rekening Selama 5 Tahun (YoY)	12
2. Lampiran 2: Total Simpanan dan Jumlah Rekening Berdasarkan Kepemilikan Simpanan, Jenis Simpanan dan Valuta	13
3. Lampiran 3: Total Simpanan dan Jumlah Rekening Berdasarkan Kepemilikan Simpanan, Tiering Nominal dan Valuta	14
4. Lampiran 4: Total Simpanan dan Jumlah Rekening Berdasarkan Kepemilikan Simpanan, Besaran Nilai Simpanan dan Valuta	15
5. Lampiran 5: Total Simpanan dan Jumlah Rekening Yang Dijamin Berdasarkan Kepemilikan Simpanan, Simpanan yang Dijamin dan Valuta	15

DAFTAR TABEL

Tabel 1	Total Simpanan dan Jumlah Rekening Pada Bank Umum	5
Tabel 2	Total Simpanan dan Jumlah Rekening Berdasarkan Jenis Simpanan	7
Tabel 3	Total Simpanan dan Jumlah Rekening Berdasarkan Kepemilikan Simpanan	8
Tabel 4	Total Simpanan dan Jumlah Rekening Berdasarkan Jenis Usaha	8
Tabel 5	Total Simpanan dan Jumlah Rekening Berdasarkan Tiering Nominal dan Simpanan Yang Dijamin	9
Tabel 6	Distribusi Jumlah Rekening Berdasarkan Rekening yang Dijamin	10
Tabel 7	Distribusi Total Simpanan Berdasarkan Simpanan yang Dijamin	10
Tabel 8	Total Simpanan dan Jumlah Rekening Berdasarkan Kepemilikan Bank	11
Tabel 9	Total Simpanan dan Jumlah Rekening Berdasarkan Valuta	11

DAFTAR GAMBAR

Gambar 1a	Pertumbuhan Total Simpanan dan Jumlah Rekening (MoM)	5
Gambar 1b	Pertumbuhan Simpanan dan Jumlah Rekening (YoY)	6
Gambar 2a	Distribusi Total Simpanan Berdasarkan Jenis Simpanan	7
Gambar 2b	Distribusi Jumlah Rekening Berdasarkan Jenis Simpanan	7
Gambar 2c	Distribusi Jumlah Rekening Berdasarkan Rekening yang Dijamin	10
Gambar 2d	Distribusi Total Simpanan Berdasarkan Simpanan yang Dijamin	10

KETERANGAN

Sumber Data

Laporan Posisi Simpanan yang disampaikan oleh 115 bank umum kepada Lembaga Penjamin Simpanan yang terdiri dari 102 Bank Umum Konvensional dan 13 Bank Umum Syariah.

Definisi

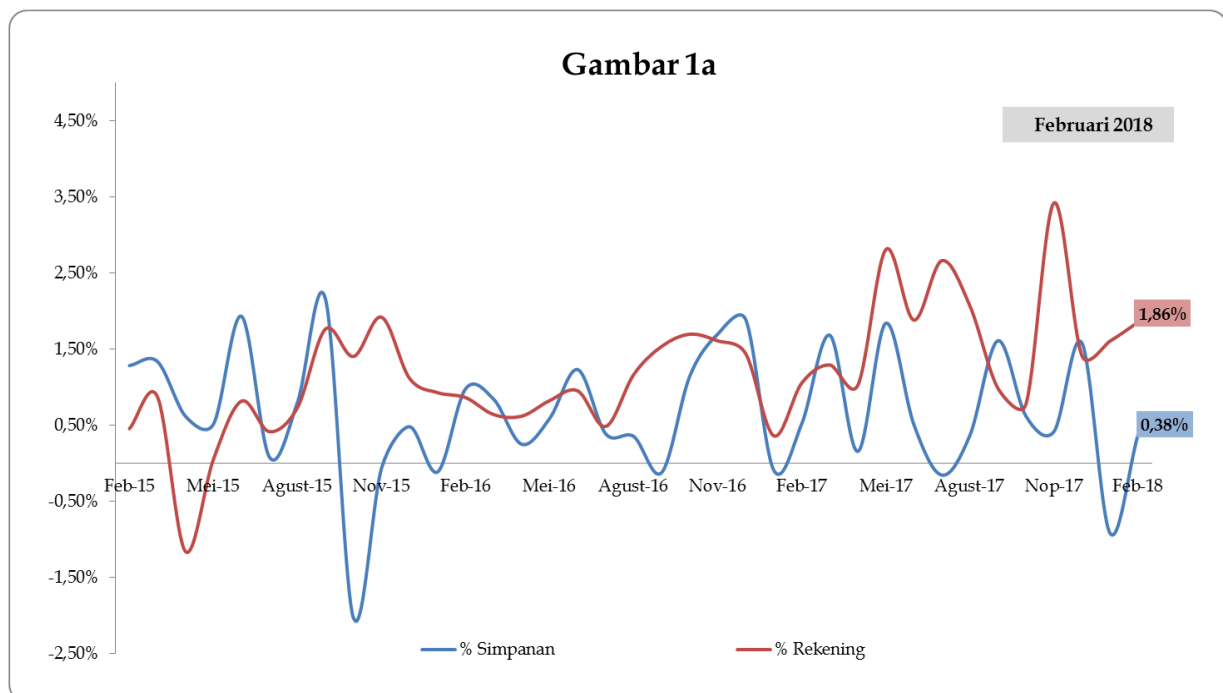
1. Simpanan meliputi dana pihak ketiga dan simpanan dari bank lain.
2. Simpanan Yang Dijamin meliputi:
 - a. seluruh simpanan dengan nominal sampai dengan Rp2 miliar;
 - b. porsi simpanan yang dijamin (Rp2 miliar) dari seluruh simpanan dengan nominal di atas Rp2 miliar.
3. Besaran Nilai Simpanan Yang Dijamin adalah Rp2 miliar per nasabah per bank sebagaimana diatur dalam Peraturan Pemerintah No. 66 Tahun 2008.

1. Total Simpanan dan Jumlah Rekening

1.1. Tabel Total Simpanan dan Jumlah Rekening Pada Bank Umum

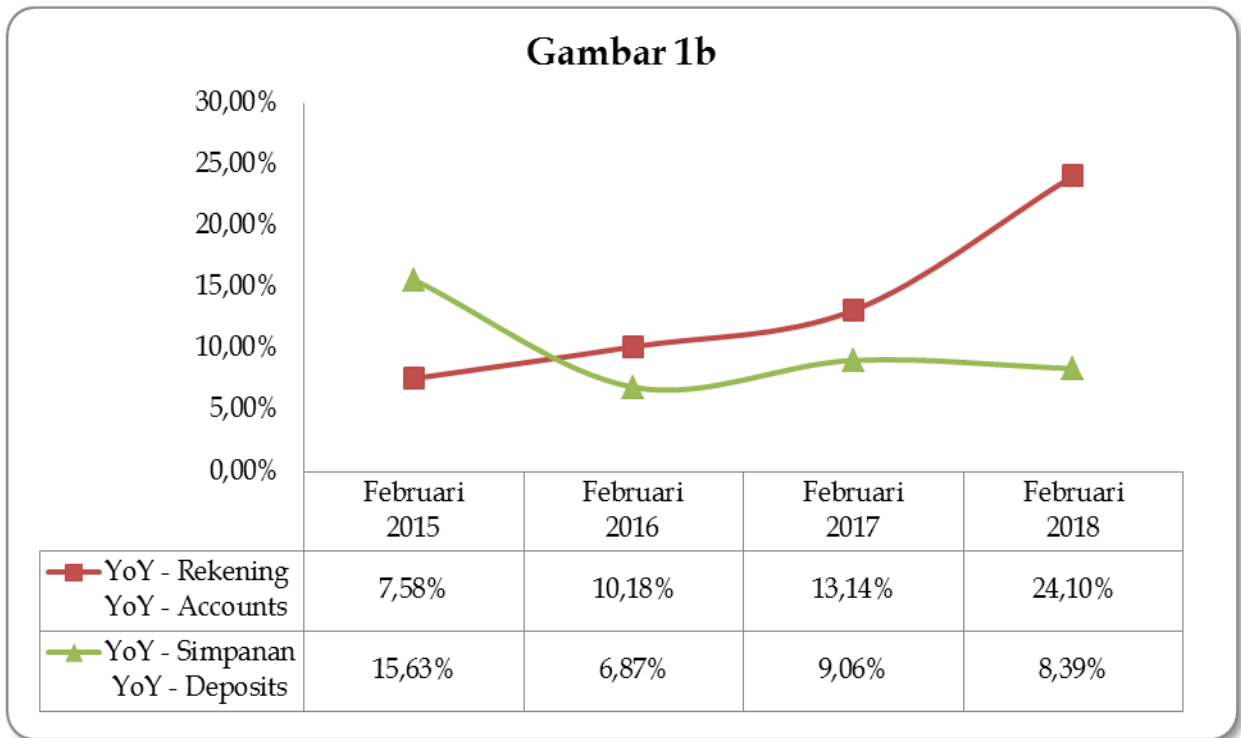
Tabel 1 Total Simpanan dan Jumlah Rekening (Total Deposits and Number of Account) (Rp Miliar/Billion IDR)								
Bulan (Month)	2015		2016		2017		2018	
	Rekening (Account)	Nominal (Nominal)	Rekening (Account)	Nominal (Nominal)	Rekening (Account)	Nominal (Nominal)	Rekening (Account)	Nominal (Nominal)
Januari	161.428.538	4.168.841	177.136.748	4.468.853	200.026.990	4.895.913	246.293.377	5.314.320
Februari	162.168.106	4.222.482	178.672.163	4.512.751	202.143.418	4.921.567	250.866.218	5.334.452
Maret	163.591.483	4.279.063	179.821.572	4.550.903	204.761.849	5.004.481		
April	161.703.787	4.305.689	180.940.098	4.562.444	206.867.345	5.012.485		
Mei	161.794.457	4.327.966	182.436.133	4.589.454	212.680.824	5.104.851		
Juni	163.120.385	4.411.687	184.178.757	4.646.114	216.688.379	5.131.044		
Juli	163.802.232	4.415.321	185.076.038	4.664.250	222.462.654	5.123.267		
Agustus	165.008.226	4.450.891	187.238.755	4.680.848	227.069.520	5.142.246		
September	167.924.825	4.546.948	190.121.455	4.675.317	229.315.700	5.225.164		
Oktober	170.285.831	4.454.886	193.352.001	4.728.887	231.101.840	5.257.690		
Nopember	173.560.667	4.452.219	196.468.148	4.809.306	239.012.333	5.279.734		
Desember	175.501.915	4.473.772	199.301.222	4.900.193	242.396.164	5.363.316		

1.2. Pertumbuhan Total Simpanan dan Jumlah Rekening (MoM)



Gambar 1a Pertumbuhan Total Simpanan dan Jumlah Rekening (MoM)

1.3. Pertumbuhan Total Simpanan dan Jumlah Rekening (YoY)



Gambar 1b Pertumbuhan Total Simpanan dan Jumlah Rekening (YoY)

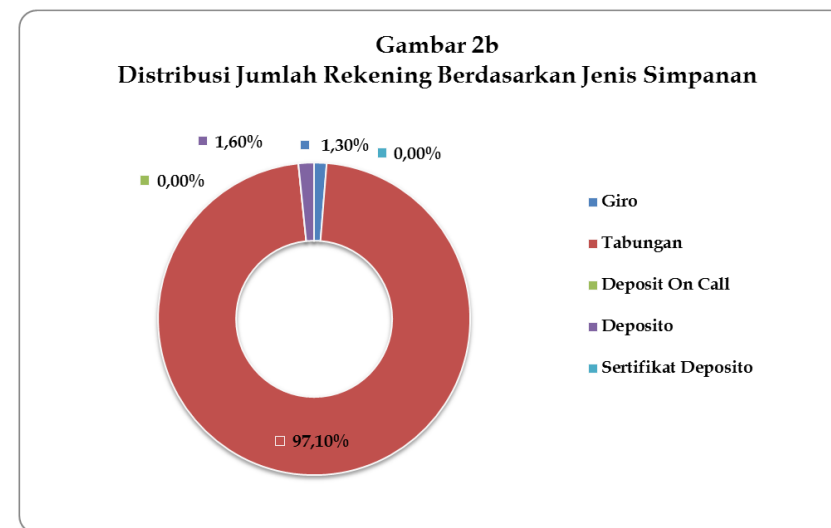
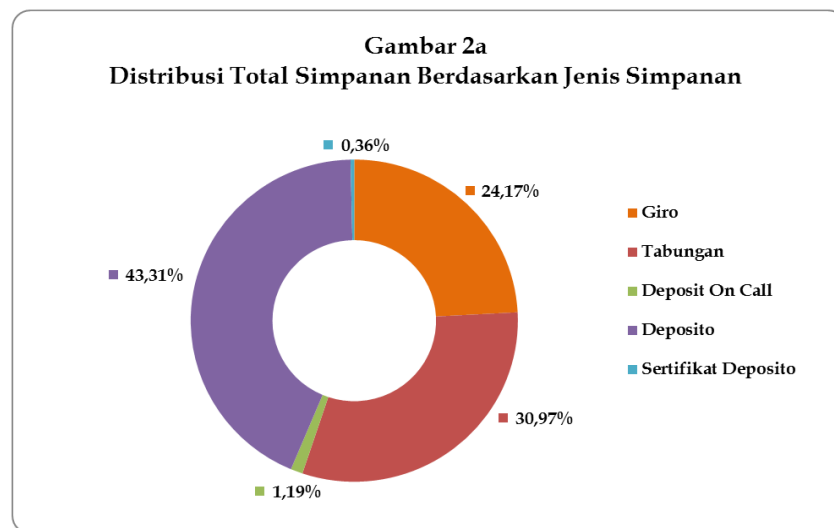
2. Distribusi Total Simpanan Dan Jumlah Rekening

2.1. Total Simpanan dan Jumlah Rekening Berdasarkan Jenis Simpanan

Tabel 2 Total Simpanan Berdasarkan Jenis Simpanan (Total Deposits by Type of Deposits) (Rp Miliar/Billion IDR)												
Jenis Simpanan (Type of Deposits)	Januari 2018				Februari 2018				Δ MoM			
	Rekening (Account)	%	Nominal (Nominal)	%	Rekening (Account)	%	Nominal (Nominal)	%	Δ Rekening (Δ Account)	%	Δ Nominal (Δ Nominal)	%
Giro (Demand Deposits)	3.071.363	1,25%	1.267.582	23,90%	3.217.788	1,30%	1.289.434	24,17%	146.425	4,77%	21.852	1,72%
Tabungan (Saving Account)	239.162.296	97,10%	1.655.248	31,10%	243.590.448	97,10%	1.651.733	30,97%	4.428.152	1,85%	(3.514)	-0,21%
Deposit on Call	6.308	0,00%	58.913	1,10%	6.351	0,00%	63.584	1,19%	43	0,68%	4.671	7,93%
Deposito (Time Deposits)	4.053.096	1,65%	2.311.979	43,50%	4.051.331	1,60%	2.310.281	43,31%	(1.765)	-0,04%	(1.698)	-0,07%
Sertifikat Deposito (Certificate of Time Dep)	314	0,00%	20.598	0,40%	300	0,00%	19.420	0,36%	(14)	-4,46%	(1.179)	-5,73%
Total	246.293.377	100,00%	5.314.320	100,00%	250.866.218	100,00%	5.334.452	100,00%	4.572.841	1,86%	20.132	0,38%

Keterangan: Persentase simpanan pada masing-masing jenis simpanan merupakan persentase terhadap total simpanan

2.1.1. Distribusi Total Simpanan dan Jumlah Rekening Berdasarkan Jenis Simpanan Periode Februari 2018



2.2. Total Simpanan dan Jumlah Rekening Berdasarkan Kepemilikan Simpanan

Tabel 3 Total Simpanan Berdasarkan Kepemilikan Simpanan (Total Deposits by Ownership of Deposits) (Rp Miliar/Billion IDR)												
Kepemilikan Simpanan (Ownership of Deposits)	Januari 2018				Februari 2018				Δ MoM			
	Rekening (Account)	%	Nominal (Nominal)	%	Rekening (Account)	%	Nominal (Nominal)	%	Δ Rekening (Δ Account)	%	Δ Nominal (Δ Nominal)	%
Dana Pihak Ketiga (Third Party-Fund)	246.266.497	99,99%	5.215.171	98,13%	250.839.213	99,99%	5.239.243	98,22%	4.572.716	1,86%	24.072	0,46%
Simpanan Dari Bank Lain (Funds From Other Bank)	26.880	0,01%	99.149	1,87%	27.005	0,01%	95.209	1,78%	125	0,47%	(3.940)	-3,97%
Total	246.293.377	100,00%	5.314.320	100,00%	250.866.218	100,00%	5.334.452	100,00%	4.572.841	1,86%	20.132	0,38%

Keterangan: Persentase simpanan pada masing-masing jenis simpanan merupakan persentase terhadap total simpanan

2.3. Total Simpanan dan Jumlah Rekening Berdasarkan Jenis Usaha

Tabel 4 Total Simpanan Berdasarkan Jenis Usaha Bank (Total Deposits by Type of Business Banks) (Rp Miliar/Billion IDR)												
Jenis Usaha (Type of Business Banks)	Januari 2018				Februari 2018				Δ MoM			
	Rekening (Account)	%	Nominal (Nominal)	%	Rekening (Account)	%	Nominal (Nominal)	%	Δ Rekening (Δ Account)	%	Δ Nominal (Δ Nominal)	%
Konvensional (Conventional)	224.660.637	91,22%	5.072.114	95,44%	229.040.903	91,30%	5.092.231	95,46%	4.380.266	1,95%	20.117	0,40%
Syariah (Sharia)	21.632.740	8,78%	242.206	4,56%	21.825.315	8,70%	242.221	4,54%	192.575	0,89%	15	0,01%
Total	246.293.377	100,00%	5.314.320	100,00%	250.866.218	100,00%	5.334.452	100,00%	4.572.841	1,86%	20.132	0,38%

Keterangan: Persentase simpanan pada masing-masing jenis simpanan merupakan persentase terhadap total simpanan

2.4. Total Simpanan dan Jumlah Rekening Berdasarkan Tiering Nominal dan Simpanan Yang Dijamin

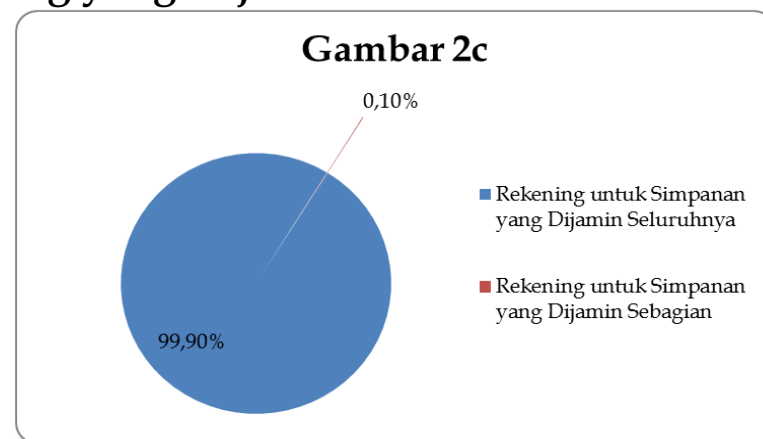
Tabel 5
Total Simpanan Berdasarkan Tiering Nominal
(Total Deposits by Tiering of Nominal)
(Rp Miliar/Billion IDR)

Tiering Nominal (Tiering of Nominal)	Januari 2018				Februari 2018				Δ MoM			
	Rekening (Account)	%	Nominal (Nominal)	%	Rekening (Account)	%	Nominal (Nominal)	%	Δ Rekening (Δ Account)	%	Δ Nominal (Δ Nominal)	%
N ≤ 100 Jt	241.621.999	98,09%	750.483	14,13%	246.196.005	98,10%	754.680	14,10%	4.574.006	1,89%	4.197	0,56%
100 Jt < N ≤ 200 Jt	2.142.891	0,87%	300.887	5,66%	2.146.294	0,90%	301.568	5,70%	3.403	0,16%	681	0,23%
200 Jt < N ≤ 500 Jt	1.442.381	0,59%	465.208	8,75%	1.442.186	0,60%	464.979	8,70%	(195)	-0,01%	(229)	-0,05%
500 Jt < N ≤ 1 M	572.597	0,23%	418.732	7,88%	571.120	0,20%	417.282	7,80%	(1.477)	-0,26%	(1.450)	-0,35%
1 M < N ≤ 2 M	262.108	0,11%	373.742	7,03%	260.065	0,10%	371.171	7,00%	(2.043)	-0,78%	(2.571)	-0,69%
2 M < N ≤ 5 M	160.246	0,07%	500.088	9,41%	159.513	0,10%	498.770	9,30%	(733)	-0,46%	(1.318)	-0,26%
N > 5 M	91.155	0,04%	2.505.180	47,14%	91.035	0,00%	2.526.002	47,40%	(120)	-0,13%	20.822	0,83%
Total	246.293.377	100,00%	5.314.320	100,00%	250.866.218	100,00%	5.334.452	100,00%	4.572.841	1,86%	20.132	0,38%

Keterangan: Persentase simpanan pada masing-masing jenis simpanan merupakan persentase terhadap total simpanan

2.4.1. Distribusi Jumlah Rekening Berdasarkan Rekening yang Dijamin

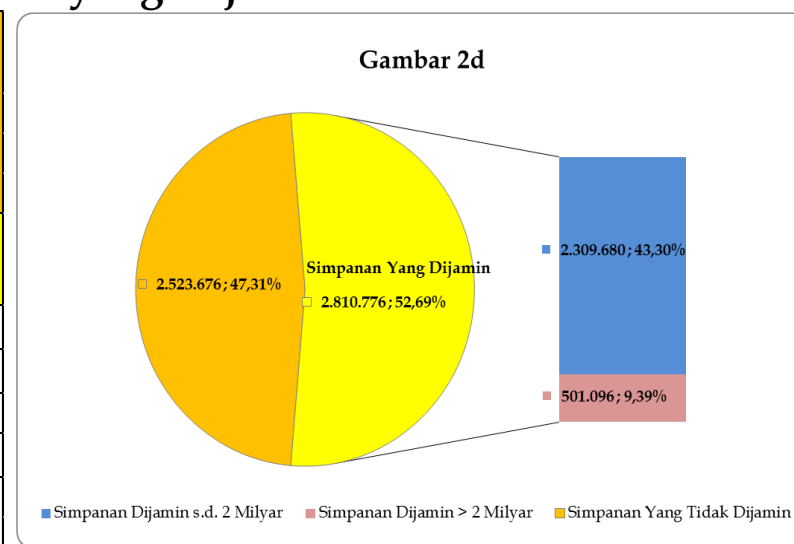
Tabel 6 Distribusi Rekening berdasarkan Rekening Yang Dijamin (Distribution of Accounts by Insured Accounts) Februari 2018			
Keterangan	Nominal Simpanan	Jumlah Rekening	%
Rekening untuk Simpanan yang Dijamin Seluruhnya	≤ 2 Miliar	250.615.670	99,90%
Rekening untuk Simpanan yang Dijamin Sebagian	> 2 Milyar	250.548	0,10%
Total Rekening		250.866.218	100,00%



Gambar 2c Distribusi Jumlah Rekening Berdasarkan Rekening Yang Dijamin Februari 2018

2.4.2. Distribusi Total Simpanan Berdasarkan Simpanan yang Dijamin

Tabel 7 Distribusi Simpanan Berdasarkan Simpanan Yang Dijamin (Distribution of Deposits by Insured Deposits) (Rp Miliar/Billion IDR) Februari 2018			
Keterangan	Nominal Simpanan	Total Nominal	%
Simpanan Dijamin	≤ 2 Miliar	2.309.680	43,30%
	> 2 Milyar	501.096	9,39%
Subtotal Simpanan Dijamin		2.810.776	52,69%
Simpanan Tidak Dijamin	> 2 Milyar	2.523.676	47,31%
Subtotal Simpanan Tidak Dijamin		2.523.676	100,00%
Total		5.334.452	



Gambar 2d Distribusi Total Simpanan Berdasarkan Simpanan Yang Dijamin Februari 2018 (Rp Miliar)

2.5. Total Simpanan dan Jumlah Rekening Berdasarkan Kepemilikan Bank

Tabel 8 Total Simpanan Berdasarkan Kepemilikan Bank (Total Deposits by Group of Banks) (Rp Miliar/Billion IDR)																
Kepemilikan Bank (Group of Banks)	Januari 2018					Februari 2018					Δ MoM					
	Jumlah Bank (Number of Banks)	Rekening (Account)	%	Nominal (Nominal)	%	Jumlah Bank (Number of Banks)	Rekening (Account)	%	Nominal (Nominal)	%	Δ Jumlah Bank (Δ Number of Banks)	%	Δ Rekening (Δ Account)	%	Δ Nominal (Δ Nominal)	%
Pemerintah (State Banks)	4	153.153.998	62,18%	2.116.401	39,82%	4	156.921.695	62,55%	2.116.858	39,68%	0	0,00%	3.767.697	2,46%	457	0,02%
BPD (Regional Government Banks)	26	30.900.537	12,55%	477.831	8,99%	26	31.178.898	12,43%	485.458	9,10%	0	0,00%	278.361	0,90%	7.627	1,60%
Swasta Nasional (Private National Banks)	63	61.327.536	24,90%	2.358.953	44,39%	63	61.856.874	24,66%	2.368.907	44,41%	0	0,00%	529.338	0,86%	9.954	0,42%
Campuran (Joint Banks)	13	664.073	0,27%	184.545	3,47%	13	664.017	0,26%	189.280	3,55%	0	0,00%	(56)	-0,01%	4.735	2,57%
Asing (Foreign Banks)	9	247.233	0,10%	176.590	3,33%	9	244.734	0,10%	173.949	3,26%	0	0,00%	(2.499)	-1,01%	(2.641)	-1,50%
Total	115	246.293.377	100,00%	5.314.320	100,00%	115	250.866.218	100,00%	5.334.452	100,00%	0	0,00%	4.572.841	1,86%	20.132	0,38%

Keterangan: Persentase simpanan pada masing-masing jenis simpanan merupakan persentase terhadap total simpanan

2.6. Total Simpanan dan Jumlah Rekening Berdasarkan Valuta

Tabel 9 Total Simpanan Berdasarkan Valuta (Total Deposits by Currency) (Rp Miliar/Billion IDR)													
Jenis Simpanan (Type of Deposits)	Januari 2018				Februari 2018				Δ MoM				
	Rekening (Account)	%	Nominal (Nominal)	%	Rekening (Account)	%	Nominal (Nominal)	%	Δ Rekening (Δ Account)	%	Δ Nominal (Δ Nominal)	%	
Rupiah (IDR)	245.282.973	99,59%	4.576.663	86,12%	249.858.135	99,60%	4.599.403	86,22%	4.575.162	1,87%	22.740	0,50%	
Valas (Currency)	1.010.404	0,41%	737.657	13,88%	1.008.083	0,40%	735.049	13,78%	(2.321)	-0,23%	(2.608)	-0,35%	
Total	246.293.377	100,00%	5.314.320	100,00%	250.866.218	100,00%	5.334.452	100,00%	4.572.841	1,86%	20.132	0,38%	

Keterangan: Persentase simpanan pada masing-masing jenis simpanan merupakan persentase terhadap total simpanan

Lampiran

Lampiran 1

Pertumbuhan Simpanan dan Jumlah Rekening Selama 5 Tahun (YoY)

Tabel 1.1						
Pertumbuhan Total Simpanan dan Jumlah Rekening (Growth of Total Deposits and The Number of Accounts) Year on Year (YoY)						
Tahun	Rekening	Nominal (Rp Miliar)	Rekening		Nominal	
			Δ	%Δ	Δ (Rp Miliar)	%Δ
2014*	160.881.757	4.168.558	13.255.247	8,98%	461.949	12,46%
2015*	175.501.915	4.473.772	14.620.158	9,09%	305.214	7,32%
2016*	199.301.222	4.900.193	23.799.307	13,56%	426.421	9,53%
2017*	242.396.164	5.363.316	43.094.942	21,62%	463.123	9,45%
2018**	250.866.218	5.334.452	8.470.054	3,49%	(28.864)	-0,54%

*) Data *Year on Year* (YoY) per 31 Desember

***) Data *Year to Date* (Ytd) sampai dengan 28 Februari 2018

Lampiran 2

Total Simpanan dan Jumlah Rekening Berdasarkan Kepemilikan Simpanan, Jenis Simpanan dan Valuta

Total Simpanan Berdasarkan Kepemilikan Simpanan, Jenis Simpanan dan Valuta (Total Deposits by Ownership of Deposits, Type of Deposits and Currency) (Rp Miliar/Billion IDR)												
Jenis Simpanan (Type of Deposits)	Dana Pihak Ketiga				Simpanan Dari Bank Lain				Total			
	Rekening (Account)	%	Nominal (Nominal)	%	Rekening (Account)	%	Nominal (Nominal)	%	Rekening (Account)	%	Nominal (Nominal)	%
Giro (Demand Deposit)	3,206,998	1.28%	1,242,128	23.70%	10,790	39.96%	47,305	49.69%	3,217,788	1.28%	1,289,433	24.20%
Rupiah (IDR)	3,025,948	94.35%	949,045	76.40%	10,366	96.07%	33,621	71.07%	3,036,314	94.36%	982,666	76.21%
Valas (Currency)	181,050	5.65%	293,083	23.60%	424	3.93%	13,684	28.93%	181,474	5.64%	306,767	23.79%
Tabungan (Saving Account)	243,583,813	97.11%	1,646,896	31.40%	6,635	24.56%	4,838	5.08%	243,590,448	97.10%	1,651,734	30.96%
Rupiah (IDR)	242,892,199	99.72%	1,525,177	92.61%	6,622	99.80%	4,797	99.15%	242,898,821	99.72%	1,529,974	92.63%
Valas (Currency)	691,614	0.28%	121,719	7.39%	13	0.20%	41	0.85%	691,627	0.28%	121,760	7.37%
Deposit on Call	6,214	0.00%	52,056	1.00%	137	0.51%	11,528	12.11%	6,351	0.00%	63,584	1.20%
Rupiah (IDR)	6,033	97.09%	45,723	87.83%	137	100.00%	11,528	100.00%	6,170	97.15%	57,251	90.04%
Valas (Currency)	181	2.91%	6,333	12.17%	-	0.00%	-	0.00%	181	2.85%	6,333	9.96%
Deposito (Time Deposits)	4,042,103	1.61%	2,294,324	43.80%	9,228	34.17%	15,957	16.76%	4,051,331	1.61%	2,310,281	43.30%
Rupiah (IDR)	3,907,308	96.67%	1,994,219	86.92%	9,222	99.93%	15,873	99.47%	3,916,530	96.67%	2,010,092	87.01%
Valas (Currency)	134,795	3.33%	300,105	13.08%	6	0.07%	84	0.53%	134,801	3.33%	300,189	12.99%
Sertifikat Deposito (Certificate of Time Deposits)	85	0.00%	3,839	0.10%	215	0.80%	15,581	16.36%	300	0.00%	19,420	0.34%
Rupiah (IDR)	85	100.00%	3,839	100.00%	215	100.00%	15,581	100.00%	300	100.00%	19,420	100.00%
Valas (Currency)	0	0.00%	0	0.00%	0	0.00%	0	0.00%	0	0.00%	0	0.00%
Total	250,839,213	100.00%	5,239,243	100.00%	27,005	100.00%	95,209	100.00%	250,866,218	100.00%	5,334,452	100.00%
Rupiah (IDR)	249,831,573	99.60%	4,518,003	86.23%	26,562	98.36%	81,400	85.50%	249,858,135	99.60%	4,599,403	86.22%
Valas (Currency)	1,007,640	0.40%	721,240	13.77%	443	1.64%	13,809	14.50%	1,008,083	0.40%	735,049	13.78%

Lampiran 3

Total Simpanan dan Jumlah Rekening Berdasarkan Kepemilikan Simpanan, Tiering Nominal dan Valuta

Total Simpanan Berdasarkan Kepemilikan Simpanan, Tiering Nominal dan Valuta (Total Deposits by Ownership of Deposits, Nominal Tiering and Currency) (Rp Miliar/Billion IDR)												
Nominal Simpanan (Nominal of Deposits)	Dana Pihak Ketiga				Simpanan Dari Bank Lain				Total			
	Rekening (Account)	%	Nominal (Nominal)	%	Rekening (Account)	%	Nominal (Nominal)	%	Rekening (Account)	%	Nominal (Nominal)	%
N ≤ 100 Jt	246.185.349	98,10%	754.406	14,40%	10.656	39,50%	274	0,30%	246.196.005	98,10%	754.680	14,10%
Rupiah (IDR)	245.453.186	99,70%	741.269	98,26%	10.536	98,87%	271	99,06%	245.463.722	99,70%	741.540	98,26%
Valas (Currency)	732.163	0,30%	13.137	1,74%	120	1,13%	3	0,94%	732.283	0,30%	13.140	1,74%
100 Jt < N ≤ 200 Jt	2.143.774	0,90%	301.205	5,75%	2.520	9,30%	363	0,40%	2.146.294	0,90%	301.568	5,70%
Rupiah (IDR)	2.048.549	95,56%	287.785	95,54%	2.491	98,85%	359	98,84%	2.051.040	95,56%	288.144	95,55%
Valas (Currency)	95.225	4,44%	13.420	4,46%	29	1,15%	4	1,16%	95.254	4,44%	13.424	4,45%
200 Jt < N ≤ 500 Jt	1.437.692	0,60%	463.356	8,84%	4.494	16,60%	1.623	1,70%	1.442.186	0,60%	464.979	8,70%
Rupiah (IDR)	1.351.392	94,00%	436.240	94,15%	4.452	99,07%	1.610	99,19%	1.355.844	94,01%	437.850	94,17%
Valas (Currency)	86.300	6,00%	27.116	5,85%	42	0,93%	13	0,81%	86.342	5,99%	27.129	5,83%
500 Jt < N ≤ 1 M	567.390	0,20%	414.235	7,91%	3.730	13,80%	3.047	3,20%	571.120	0,20%	417.282	7,80%
Rupiah (IDR)	526.676	92,82%	385.866	93,15%	3.695	99,06%	3.023	99,20%	530.371	92,87%	388.889	93,20%
Valas (Currency)	40.714	7,18%	28.369	6,85%	35	0,94%	24	0,80%	40.749	7,13%	28.393	6,80%
1 M < N ≤ 2 M	257.748	0,10%	367.680	7,02%	2.317	8,60%	3.491	3,67%	260.065	0,10%	371.171	7,00%
Rupiah (IDR)	233.870	90,74%	334.676	91,02%	2.284	98,58%	3.444	98,67%	236.154	90,81%	338.120	91,10%
Valas (Currency)	23.878	9,26%	33.004	8,98%	33	1,42%	47	1,33%	23.911	9,19%	33.051	8,90%
2 M < N ≤ 5 M	157.680	0,10%	492.828	9,41%	1.833	6,80%	5.942	6,21%	159.513	0,10%	498.770	9,30%
Rupiah (IDR)	142.813	90,57%	447.244	90,75%	1.794	97,87%	5.818	97,91%	144.607	90,66%	453.062	90,84%
Valas (Currency)	14.867	9,43%	45.584	9,25%	39	2,13%	124	2,09%	14.906	9,34%	45.708	9,16%
N > 5 M	89.580	0,00%	2.445.533	46,67%	1.455	5,40%	80.469	84,52%	91.035	0,00%	2.526.002	47,40%
Rupiah (IDR)	75.087	83,82%	1.884.923	77,08%	1.310	90,03%	66.875	83,11%	76.397	83,92%	1.951.798	77,27%
Valas (Currency)	14.493	16,18%	560.610	22,92%	145	9,97%	13.594	16,89%	14.638	16,08%	574.204	22,73%
Total	250.839.213	100,00%	5.239.243	100,00%	27.005	100,00%	95.209	100,00%	250.866.218	100,00%	5.334.452	100,00%
Rupiah (IDR)	249.831.573	99,60%	4.518.003	86,23%	26.562	98,36%	81.400	85,50%	249.858.135	99,60%	4.599.403	86,22%
Valas (Currency)	1.007.640	0,40%	721.240	13,77%	443	1,64%	13.809	14,50%	1.008.083	0,40%	735.049	13,78%

Lampiran 4

Total Simpanan dan Jumlah Rekening Berdasarkan Kepemilikan Simpanan, Besaran Nilai Simpanan dan Valuta

Total Simpanan Berdasarkan Besaran Nilai Simpanan dan Valuta (Total Deposits by Nominal of Deposits and Currency) (Rp Miliar/Billion IDR)												
Nominal Simpanan (Nominal of Deposits)	Dana Pihak Ketiga				Simpanan Dari Bank Lain				Total			
	Rekening (Account)	%	Nominal (Nominal)	%	Rekening (Account)	%	Nominal (Nominal)	%	Rekening (Account)	%	Nominal (Nominal)	%
N ≤ 2 M	250,591,953	99.90%	2,300,882	43.92%	23,717	87.82%	8,798	9.24%	250,615,670	99.90%	2,309,680	43.30%
Rupiah (IDR)	249,613,673	99.61%	2,185,836	95.00%	23,458	98.91%	8,707	98.97%	249,637,131	99.61%	2,194,543	95.02%
Valas (Currency)	978,280	0.39%	115,046	5.00%	259	1.09%	91	1.03%	978,539	0.39%	115,137	4.98%
N > 2 M	247,260	0.10%	2,938,361	56.08%	3,288	12.18%	86,411	90.76%	250,548	0.10%	3,024,772	56.70%
Rupiah (IDR)	217,900	88.13%	2,332,167	79.37%	3,104	94.40%	72,693	84.12%	221,004	88.21%	2,404,860	79.51%
Valas (Currency)	29,360	11.87%	606,194	20.63%	184	5.60%	13,718	15.88%	29,544	11.79%	619,912	20.49%
Total	250,839,213	100.00%	5,239,243	100.00%	27,005	100.00%	95,209	100.00%	250,866,218	100.00%	5,334,452	100.00%
Rupiah (IDR)	249,831,573	99.60%	4,518,003	86.23%	26,562	98.36%	81,399	85.50%	249,858,135	99.60%	4,599,402	86.22%
Valas (Currency)	1,007,640	0.40%	721,240	13.77%	443	1.64%	13,810	14.50%	1,008,083	0.40%	735,050	13.78%

Lampiran 5

Total Simpanan dan Jumlah Rekening Yang Dijamin Berdasarkan Kepemilikan Simpanan, Simpanan yang Dijamin dan Valuta

Total Simpanan Berdasarkan Simpanan Yang Dijamin dan Valuta (Total Deposits by Insured Deposits and Currency) (Rp Miliar/Billion IDR)												
Nominal Simpanan (Nominal of Deposits)	Dana Pihak Ketiga				Simpanan Dari Bank Lain				Total			
	Rekening (Account)	%	Nominal (Nominal)	%	Rekening (Account)	%	Nominal (Nominal)	%	Rekening (Account)	%	Nominal (Nominal)	%
N ≤ 2 M (Dijamin Seluruhnya)	250,591,953	99.90%	2,300,882	82.31%	23,717	87.82%	8,798	57.23%	250,615,670	99.90%	2,309,680	82.17%
Rupiah (IDR)	249,613,673	99.61%	2,185,836	95.00%	23,458	98.91%	8,707	98.97%	249,637,131	99.61%	2,194,543	95.02%
Valas (Currency)	978,280	0.39%	115,046	5.00%	259	1.09%	91	1.03%	978,539	0.39%	115,137	4.98%
N > 2 M (Dijamin Sebagian)	247,260	0.10%	494,520	17.69%	3,288	12.18%	6,576	42.77%	250,548	0.10%	501,096	17.83%
Rupiah (IDR)	217,900	88.13%	435,800	88.13%	3,104	94.40%	6,208	94.40%	221,004	88.21%	442,008	88.21%
Valas (Currency)	29,360	11.87%	58,720	11.87%	184	5.60%	368	5.60%	29,544	11.79%	59,088	11.79%
Total	250,839,213	100.00%	2,795,402	100.00%	27,005	100.00%	15,374	100.00%	250,866,218	100.00%	2,810,776	100.00%
Rupiah (IDR)	249,831,573	99.60%	2,621,636	93.78%	26,562	98.36%	14,915	97.02%	249,858,135	99.60%	2,636,551	93.80%
Valas (Currency)	1,007,640	0.40%	173,766	6.22%	443	1.64%	459	2.98%	1,008,083	0.40%	174,225	6.20%