



LEMBAGA
PENJAMIN
SIMPANAN

Indonesia
Deposit
Insurance
Corporation

Distribusi Simpanan Bank Umum

Desember 2013

DAFTAR ISI

Keterangan		2
I. Pertumbuhan Total Simpanan dan Jumlah Rekening pada Bank Umum		3
Total Simpanan dan Jumlah Rekening	Tabel 1	3
Pertumbuhan Total Simpanan dan Jumlah Rekening	Grafik 1	3
Tabel Pertumbuhan Simpanan dan Jumlah Rekening Year on Year	Tabel 1.1	4
II. Distribusi Simpanan Berdasarkan Jenis Simpanan dan Valuta		4
Total Simpanan Berdasarkan Kepemilikan	Tabel 2	4
DPK Berdasarkan Jenis Simpanan dan Valuta	Tabel 3	5
Distribusi Nominal DPK Berdasarkan Jenis Simpanan	Grafik 2a	6
Distribusi Jumlah Rekening DPK Berdasarkan Jenis Simpanan	Grafik 2b	6
Simpanan Dari Bank Lain Berdasarkan Jenis Simpanan dan Valuta	Tabel 4	7
Distribusi Nominal Simpanan dari Bank Lain berdasarkan Jenis Simpanan	Grafik 3a	8
Distribusi Jumlah Rekening Simpanan dari Bank Lain berdasarkan Jenis Simpanan	Grafik 3b	8
III. Distribusi Simpanan Berdasarkan Segmen Nominal Simpanan		9
DPK Berdasarkan segmen Nominal dan Valuta	Tabel 5	9
Simpanan dari Bank Lain berdasarkan segmen Nominal dan Valuta	Tabel 6	10
IV. Distribusi Simpanan Berdasarkan Besaran Nilai Simpanan yang Dijamin dan Valuta		10
Total Simpanan berdasarkan Besaran Nilai Simpanan yang Dijamin dan Valuta	Tabel 7	11
Simpanan dari Bank Lain berdasarkan Besaran Nilai Simpanan yang Dijamin dan Valuta	Tabel 8	12
DPK berdasarkan Besaran Nilai Simpanan yang Dijamin dan Valuta	Tabel 9	13
V. Distribusi Simpanan Yang Dijamin dan Valuta		14
Total Simpanan berdasarkan Simpanan yang Dijamin dan Valuta	Tabel 10	14
DPK berdasarkan Simpanan yang Dijamin dan Valuta	Tabel 11	15
Simpanan dari Bank Lain berdasarkan Simpanan yang Dijamin dan Valuta	Tabel 12	16
Distribusi Total Simpanan berdasarkan Simpanan yang Dijamin	Grafik 4	14
Distribusi DPK berdasarkan Simpanan yang Dijamin dan Valuta	Grafik 5	15
Distribusi Simpanan dari Bank Lain berdasarkan Simpanan yang Dijamin dan Valuta	Grafik 6	16

KETERANGAN

Sumber Data

Data yang digunakan bersumber dari Laporan Posisi Simpanan yang disampaikan oleh bank umum kepada Lembaga Penjamin Simpanan.

Jumlah bank umum peserta penjaminan adalah sebagai berikut:

- a. Bank Umum Konvensional : 109
- b. Bank Umum Syariah : 11

Definisi

Simpanan meliputi Dana Pihak Ketiga dan simpanan dari bank lain.

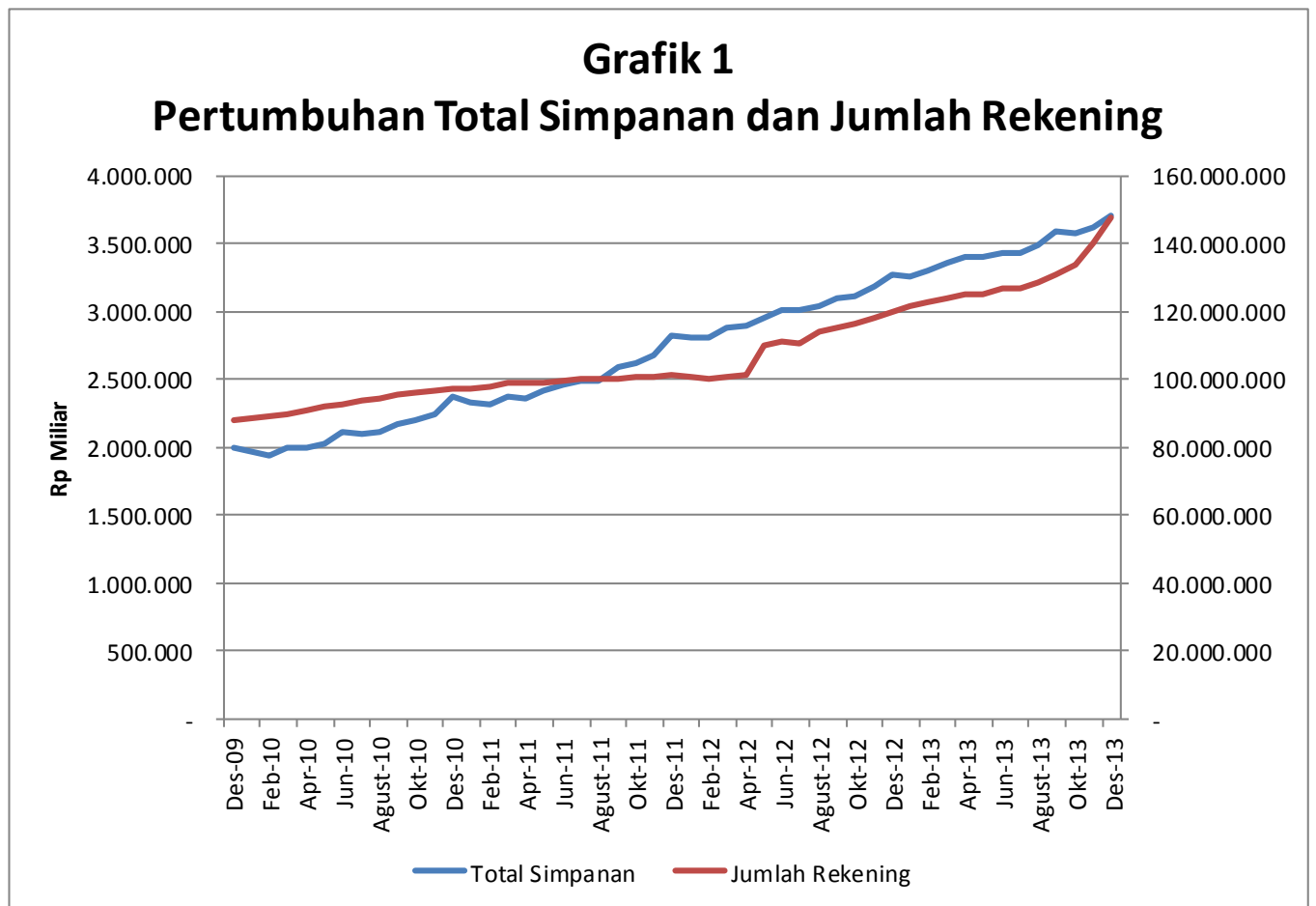
Simpanan Yang Dijamin meliputi: a. seluruh simpanan yang nominalnya \leq Rp2 Miliar; b. proporsi simpanan yang dijamin (Rp2 Miliar) dari seluruh simpanan dengan nominal di atas Rp2 Miliar.

Besaran nilai simpanan yang dijamin adalah Rp2 Milyar per nasabah per Bank sebagaimana diatur dalam PP No.66 Tahun 2008.

I. PERTUMBUHAN TOTAL SIMPANAN DAN JUMLAH REKENING PADA BANK UMUM

Tabel 1
Total Simpanan dan Jumlah Rekening

Bulan	2009		2010		2011		2012		2013	
	Rekening	Nominal (Rp Miliar)	Rekening	Nominal (Rp Miliar)	Rekening	Nominal (Rp Miliar)	Rekening	Nominal (Rp Miliar)	Rekening	Nominal (Rp Miliar)
Januari	82.796.506	1.760.227,18	88.480.348	1.966.836,06	97.500.965	2.330.579,53	100.995.991	2.812.388,54	120.846.777	3.253.000,21
Februari	82.558.402	1.783.743,21	89.097.749	1.948.440,83	98.091.890	2.316.084,58	100.339.507	2.809.349,44	121.930.266	3.265.246,53
Maret	82.864.439	1.798.126,33	90.108.129	2.000.608,70	98.809.698	2.381.977,94	101.097.601	2.879.533,85	123.124.821	3.307.495,08
April	83.816.417	1.791.613,78	90.838.036	1.999.163,25	99.360.056	2.368.030,02	101.531.209	2.894.012,62	124.229.263	3.360.137,91
Mei	83.191.216	1.796.570,84	91.956.415	2.029.219,63	99.237.439	2.424.450,11	110.120.237	2.958.972,39	125.424.329	3.399.579,70
Juni	83.428.901	1.834.702,38	92.907.696	2.113.484,33	99.553.678	2.467.293,90	111.011.366	3.010.180,98	126.795.614	3.434.159,29
Juli	84.011.868	1.820.084,23	93.937.955	2.104.264,85	99.992.834	2.494.705,98	112.124.718	3.011.850,23	127.809.412	3.447.375,48
Agustus	84.913.166	1.860.209,93	94.540.213	2.113.793,52	100.162.979	2.492.507,44	113.534.001	3.037.802,64	128.817.609	3.496.755,58
September	86.454.361	1.870.941,16	95.595.059	2.170.410,30	100.324.722	2.586.979,78	115.525.552	3.104.250,57	130.943.737	3.599.132,84
Oktober	86.011.880	1.877.601,44	96.115.812	2.201.834,15	100.681.831	2.625.158,05	116.426.607	3.119.552,30	134.082.846	3.574.573,39
Nopember	87.092.871	1.913.654,40	96.615.824	2.241.793,63	101.115.423	2.684.747,23	118.364.092	3.182.866,86	140.527.064	3.617.854,69
Desember	88.086.017	1.995.789,56	97.204.863	2.370.982,77	101.503.564	2.830.322,74	119.917.930	3.277.154,34	147.626.510	3.706.609,35



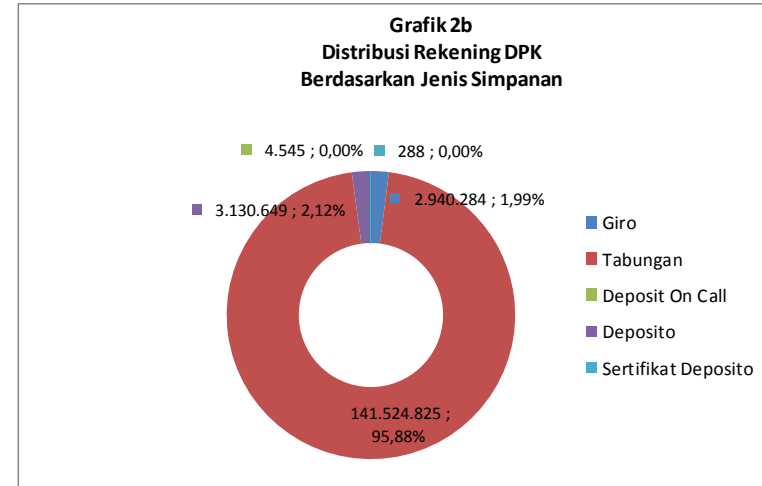
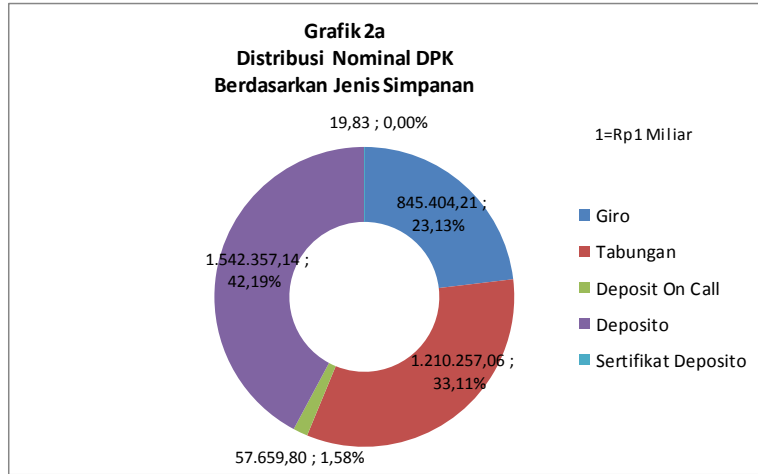
Tabel 1.1 Pertumbuhan Simpanan dan Rekening Year On Year						
Tahun	Rekening	Nominal (Rp Miliar)	Rekening		Nominal	
			Δ	%Δ	Δ (Rp Milyar)	%Δ
2009	88.086.017	1.995.789,56	5.360.087	6,48%	227.174,23	12,84%
2010	97.204.863	2.370.982,77	9.118.846	10,35%	375.193,21	18,80%
2011	101.503.564	2.830.322,74	4.298.701	4,42%	459.339,98	19,37%
2012	119.917.930	3.277.154,34	18.414.366	18,14%	446.831,60	15,79%
2013	147.626.510	3.706.609,35	27.708.580	23,11%	429.455,01	13,10%

II. DISTRIBUSI SIMPANAN BERDASARKAN JENIS SIMPANAN

Tabel 2 Total Simpanan Berdasarkan Kepemilikan						
Jenis Simpanan	Nop-13		Des-13		Δ	
	Rekening	Nominal (Rp Miliar)	Rekening	Nominal (Rp Miliar)	Δ Rekening	Δ Nominal (Rp Miliar)
DPK						
Giro	2.960.882	870.000,62	2.940.284	845.404,21	(20.598)	(24.596,41)
Tabungan	134.468.080	1.135.923,01	141.524.825	1.210.257,06	7.056.745	74.334,06
Deposit On Call	2.540	28.379,37	4.545	57.659,80	2.005	29.280,43
Deposito	3.053.045	1.522.094,54	3.130.649	1.542.357,14	77.604	20.262,60
Sertifikat Deposito	347	21,09	288	19,83	(59)	(1,25)
Sub Total	140.484.894	3.556.418,62	147.600.591	3.655.698,05	7.115.697	99.279,42
Simpanan Bank Lain						
Giro	9.472	22.765,66	9.836	22.912,42	364	146,76
Tabungan	7.214	3.292,37	7.334	3.510,05	120	217,67
Deposit On Call	205	19.493,05	167	11.614,16	(38)	(7.878,90)
Deposito	8.409	15.884,98	8.582	12.874,68	173	(3.010,30)
Sertifikat Deposito	-	-	-	-	-	-
Sub Total	25.300	61.436,06	25.919	50.911,31	619	(10.524,76)
Total	140.510.194	3.617.854,69	147.626.510	3.706.609,35	7.116.316	88.754,67

Tabel 3												
DPK Berdasarkan Jenis Simpanan dan Valuta												
Jenis Simpanan	Nop-13				Des-13				Δ			
	Rekening	%	Nominal (Rp Miliar)	%	Rekening	%	Nominal (Rp Miliar)	%	Δ Rekening	%	Δ Nominal (Rp Miliar)	%
Giro	2.960.882	2,11%	870.000,62	24,46%	2.940.284	1,99%	845.404,21	23,13%	(20.598)	-0,70%	(24.596,41)	-2,83%
Rupiah	2.664.689	90,00%	581.498,79	66,84%	2.646.181	90,00%	571.420,47	67,59%	(18.508)	-0,69%	(10.078,32)	-1,73%
Valas	296.193	10,00%	288.501,84	33,16%	294.103	10,00%	273.983,74	32,41%	(2.090)	-0,71%	(14.518,09)	-5,03%
Tabungan	134.468.080	95,72%	1.135.923,01	31,94%	141.524.825	95,88%	1.210.257,06	33,11%	7.056.745	5,25%	74.334,06	6,54%
Rupiah	133.873.582	99,56%	1.050.910,37	92,52%	140.927.755	99,58%	1.123.019,56	92,79%	7.054.173	5,27%	72.109,19	6,86%
Valas	594.498	0,44%	85.012,64	7,48%	597.070	0,42%	87.237,51	7,21%	2.572	0,43%	2.224,87	2,62%
Deposit on Call	2.540	0,00%	28.379,37	0,80%	4.545	0,00%	57.659,80	1,58%	2.005	78,94%	29.280,43	103,18%
Rupiah	2.256	88,82%	22.883,42	80,63%	3.825	84,16%	33.110,10	57,42%	1.569	69,55%	10.226,68	44,69%
Valas	284	11,18%	5.495,95	19,37%	720	15,84%	24.549,70	42,58%	436	153,52%	19.053,76	346,69%
Deposito	3.053.045	2,17%	1.522.094,54	42,80%	3.130.649	2,12%	1.542.357,14	42,19%	77.604	2,54%	20.262,60	1,33%
Rupiah	2.891.492	94,71%	1.289.526,03	84,72%	2.970.623	94,89%	1.298.138,01	84,17%	79.131	2,74%	8.611,98	0,67%
Valas	161.553	5,29%	232.568,52	15,28%	160.026	5,11%	244.219,14	15,83%	(1.527)	-0,95%	11.650,62	5,01%
Sertifikat Deposito	347	0,00%	21,09	0,00%	288	0,00%	19,83	0,00%	(59)	-17,00%	(1,25)	-5,93%
Rupiah	347	100,00%	21,09	100,00%	288	100,00%	19,83	100,00%	(59)	-17,00%	(1,25)	-5,93%
Valas	-	0,00%	-	0,00%	-	0,00%	-	0,00%	-	0,00%	-	0,00%
Total	140.484.894	100,00%	3.556.418,62	100,00%	147.600.591	100,00%	3.655.698,05	100,00%	7.115.697	5,07%	99.279,42	2,79%
Rupiah	139.432.366	99,25%	2.944.840	82,80%	146.548.672	99,29%	3.025.707,96	82,77%	7.116.306	5,10%	80.868,27	2,75%
Valas	1.052.528	0,75%	611.579	17,20%	1.051.919	0,71%	629.990,09	17,23%	(609)	-0,06%	18.411,15	3,01%

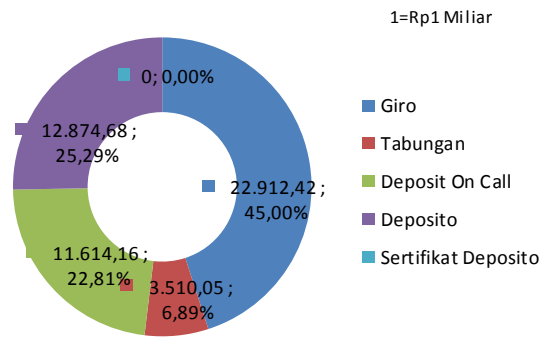
Keterangan: Prosentase simpanan pada masing-masing jenis simpanan merupakan prosentase terhadap total simpanan



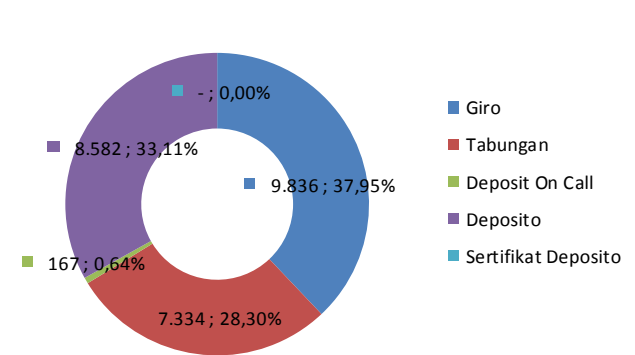
Tabel 4												
Simpanan Dari Bank Lain Berdasarkan Jenis Simpanan dan Valuta												
Jenis Simpanan	Nop-13				Des-13				Δ			
	Rekening	%	Nominal (Rp Miliar)	%	Rekening	%	Nominal (Rp Miliar)	%	Δ Rekening	%	Δ Nominal (Rp Miliar)	%
Giro	9.472	37,44%	22.765,66	37,06%	9.836	37,95%	22.912,42	45,00%	364	3,84%	146,76	0,64%
Rupiah	9.115	96,23%	16.552,85	72,71%	9.295	94,50%	16.354,82	71,38%	180	1,97%	(198,03)	-1,20%
Valas	357	3,77%	6.212,82	27,29%	541	5,50%	6.557,61	28,62%	184	51,54%	344,79	5,55%
Tabungan	7.214	28,51%	3.292,37	5,36%	7.334	28,30%	3.510,05	6,89%	120	1,66%	217,67	6,61%
Rupiah	7.208	99,92%	3.280,23	99,63%	7.328	99,92%	3.503,64	99,82%	120	1,66%	223,41	6,81%
Valas	6	0,08%	12,14	0,37%	6	0,08%	6,41	0,18%	-	0,00%	(5,74)	-47,24%
Deposit on Call	205	0,81%	19.493,05	31,73%	167	0,64%	11.614,16	22,81%	(38)	-18,54%	(7.878,90)	-40,42%
Rupiah	205	100,00%	19.493,05	100,00%	167	100,00%	11.614,16	100,00%	(38)	-18,54%	(7.878,90)	-40,42%
Valas	-	0,00%	-	0,00%	-	0,00%	-	0,00%	-	0,00%	-	0,00%
Deposito	8.409	33,24%	15.884,98	25,86%	8.582	33,11%	12.874,68	25,29%	173	2,06%	(3.010,30)	-18,95%
Rupiah	8.397	99,86%	14.854,73	93,51%	8.565	99,80%	11.491,92	89,26%	168	2,00%	(3.362,82)	-22,64%
Valas	12	0,14%	1.030,24	6,49%	17	0,20%	1.382,76	10,74%	5	41,67%	352,52	34,22%
Sertifikat Deposito	-	0,00%	-	0,00%	-	0,00%	-	0,00%	-	0,00%	-	0,00%
Rupiah	-	0,00%	-	0,00%	-	0,00%	-	0,00%	-	0,00%	-	0,00%
Valas	-	0,00%	-	0,00%	-	0,00%	-	0,00%	-	0,00%	-	0,00%
Total	25.300	100,00%	61.436,06	100,00%	25.919	100,00%	50.911,31	100,00%	619	2,45%	(10.524,76)	-17,13%
Rupiah	24.925	98,52%	54.180,86	88,19%	25.355	97,82%	42.964,53	84,39%	430	1,73%	(11.216,33)	-20,70%
Valas	375	1,48%	7.255,20	11,81%	564	2,18%	7.946,78	15,61%	189	50,40%	691,57	9,53%

Keterangan: Prosentase simpanan pada masing-masing jenis simpanan merupakan prosentase terhadap total simpanan

Grafik 3a
Distribusi Nominal Simpanan Dari Bank Lain Berdasarkan
Jenis Simpanan



Grafik 3b
Distribusi Rekening Simpanan Dari Bank Lain Berdasarkan
Jenis Simpanan



III. DISTRIBUSI SIMPANAN BERDASARKAN SEGMENT NOMINAL SIMPANAN

Tabel 5 DPK Berdasarkan Segmen Nominal dan Valuta												
Nominal Simpanan	Nop-13				Des-13				Δ			
	Rekening	%	Nominal (Rp Miliar)	%	Rekening	%	Nominal (Rp Miliar)	%	Δ Rekening	%	Δ Nominal (Rp Miliar)	%
N ≤ 100 Jt	137.278.552	97,72%	551.928,96	15,52%	144.250.234	97,73%	574.835,00	15,72%	6.971.682	5,08%	22.906,04	4,15%
Rupiah	136.524.383	99,45%	538.083,82	97,49%	143.499.331	99,48%	561.085,61	97,61%	6.974.948	5,11%	23.001,78	4,27%
Valas	754.169	0,55%	13.845,14	2,51%	750.903	0,52%	13.749,40	2,39%	(3.266)	-0,43%	(95,74)	-0,69%
100 Jt < N ≤ 200 Jt	1.456.893	1,04%	203.110,06	5,71%	1.504.068	1,02%	210.102,61	5,75%	47.175	3,24%	6.992,55	3,44%
Rupiah	1.350.502	92,70%	188.352,31	92,73%	1.398.415	92,98%	195.381,05	92,99%	47.913	3,55%	7.028,74	3,73%
Valas	106.391	7,30%	14.757,75	7,27%	105.653	7,02%	14.721,56	7,01%	(738)	-0,69%	(36,19)	-0,25%
200 Jt < N ≤ 500 Jt	965.252	0,69%	308.396,99	8,67%	1.016.252	0,69%	326.976,84	8,94%	51.000	5,28%	18.579,85	6,02%
Rupiah	876.171	90,77%	280.299,98	90,89%	926.425	91,16%	298.582,70	91,32%	50.254	5,74%	18.282,72	6,52%
Valas	89.081	9,23%	28.097,01	9,11%	89.827	8,84%	28.394,15	8,68%	746	0,84%	297,14	1,06%
500 Jt < N ≤ 1 M	403.904	0,29%	294.937,98	8,29%	429.161	0,29%	317.120,33	8,67%	25.257	6,25%	22.182,35	7,52%
Rupiah	359.072	88,90%	263.840,26	89,46%	383.342	89,32%	285.213,54	89,94%	24.270	6,76%	21.373,28	8,10%
Valas	44.832	11,10%	31.097,71	10,54%	45.819	10,68%	31.906,79	10,06%	987	2,20%	809,07	2,60%
1 M < N ≤ 2 M	208.162	0,15%	286.909,74	8,07%	217.405	0,15%	302.702,70	8,28%	9.243	4,44%	15.792,96	5,50%
Rupiah	180.266	86,60%	248.876,23	86,74%	189.088	86,98%	263.916,66	87,19%	8.822	4,89%	15.040,43	6,04%
Valas	27.896	13,40%	38.033,51	13,26%	28.317	13,02%	38.786,04	12,81%	421	1,51%	752,53	1,98%
2 M < N ≤ 5 M	108.725	0,08%	341.034,41	9,59%	116.904	0,08%	368.481,45	10,08%	8.179	7,52%	27.447,04	8,05%
Rupiah	92.409	84,99%	290.761,10	85,26%	99.887	85,44%	315.914,73	85,73%	7.478	8,09%	25.153,63	8,65%
Valas	16.316	15,01%	50.273,31	14,74%	17.017	14,56%	52.566,72	14,27%	701	4,30%	2.293,41	4,56%
N > 5 M	63.406	0,05%	1.570.100,49	44,15%	66.567	0,05%	1.555.479,12	42,55%	3.161	4,99%	(14.621,37)	-0,93%
Rupiah	49.563	78,17%	1.134.625,98	72,26%	52.184	78,39%	1.105.613,68	71,08%	2.621	5,29%	(29.012,30)	-2,56%
Valas	13.843	21,83%	435.474,50	27,74%	14.383	21,61%	449.865,44	28,92%	540	3,90%	14.390,93	3,30%
Total	140.484.894	100,00%	3.556.418,62	100,00%	147.600.591	100,00%	3.655.698,05	100,00%	7.115.697	5,07%	99.279,42	2,79%
Rupiah	139.432.366	99,25%	2.944.839,69	82,80%	146.548.672	99,29%	3.025.707,96	82,77%	7.116.306	5,10%	80.868,27	2,75%
Valas	1.052.528	0,75%	611.578,94	17,20%	1.051.919	0,71%	629.990,09	17,23%	(609)	-0,06%	18.411,15	3,01%

Keterangan: Prosentase simpanan pada masing-masing segmen nominal simpanan merupakan prosentase terhadap total simpanan

Tabel 6												
Simpanan Dari Bank Lain Berdasarkan Segmen Nominal dan Valuta												
Nominal Simpanan	Nop-13				Des-13				Δ			
	Rekening	%	Nominal (Rp Miliar)	%	Rekening	%	Nominal (Rp Miliar)	%	Δ Rekening	%	Δ Nominal (Rp Miliar)	%
N ≤ 100 Jt	13.278	52,48%	334,07	0,54%	13.682	52,79%	316,14	0,62%	404	3,04%	(17,93)	-5,37%
Rupiah	13.168	99,17%	331,54	99,24%	13.441	98,24%	313,23	99,08%	273	2,07%	(18,31)	-5,52%
Valas	110	0,83%	2,53	0,76%	241	1,76%	2,91	0,92%	131	119,09%	0,38	15,14%
100 Jt < N ≤ 200 Jt	2.559	10,11%	363,02	0,59%	2.514	9,70%	352,47	0,69%	(45)	-1,76%	(10,55)	-2,91%
Rupiah	2.537	99,14%	359,86	99,13%	2.489	99,01%	350,15	99,34%	(48)	-1,89%	(9,71)	-2,70%
Valas	22	0,86%	3,16	0,87%	25	0,99%	2,32	0,66%	3	13,64%	(0,84)	-26,49%
200 Jt < N ≤ 500 Jt	3.275	12,94%	1.109,87	1,81%	3.447	13,30%	1.170,51	2,30%	172	5,25%	60,64	5,46%
Rupiah	3.247	99,15%	1.100,28	99,14%	3.408	98,87%	1.161,11	99,20%	161	4,96%	60,84	5,53%
Valas	28	0,85%	9,59	0,86%	39	1,13%	9,40	0,80%	11	39,29%	(0,20)	-2,04%
500 Jt < N ≤ 1 M	2.500	9,88%	1.984,27	3,23%	2.648	10,22%	2.142,48	4,21%	148	5,92%	158,20	7,97%
Rupiah	2.476	99,04%	1.967,56	99,16%	2.605	98,38%	2.120,36	98,97%	129	5,21%	152,80	7,77%
Valas	24	0,96%	16,71	0,84%	43	1,62%	22,12	1,03%	19	79,17%	5,40	32,31%
1 M < N ≤ 2 M	1.605	6,34%	2.275,01	3,70%	1.564	6,03%	2.238,75	4,40%	(41)	-2,55%	(36,27)	-1,59%
Rupiah	1.575	98,13%	2.233,73	98,19%	1.525	97,51%	2.201,15	98,32%	(50)	-3,17%	(32,58)	-1,46%
Valas	30	1,87%	41,28	1,81%	39	2,49%	37,60	1,68%	9	30,00%	(3,68)	-8,93%
2 M < N ≤ 5 M	973	3,85%	3.208,69	5,22%	1.008	3,89%	3.281,60	6,45%	35	3,60%	72,91	2,27%
Rupiah	936	96,20%	3.090,94	96,33%	963	95,54%	3.158,50	96,25%	27	2,88%	67,57	2,19%
Valas	37	3,80%	117,75	3,67%	45	4,46%	123,10	3,75%	8	21,62%	5,34	4,54%
N > 5 M	1.110	4,39%	52.161,13	84,90%	1.056	4,07%	41.409,35	81,34%	(54)	-4,86%	(10.751,78)	-20,61%
Rupiah	986	88,83%	45.096,96	86,46%	924	87,50%	33.660,02	81,29%	(62)	-6,29%	(11.436,94)	-25,36%
Valas	124	11,17%	7.064,17	13,54%	132	12,50%	7.749,33	18,71%	8	6,45%	685,16	9,70%
Total	25.300	100,00%	61.436,06	100,00%	25.919	100,00%	50.911,31	100,00%	619	2,45%	(10.524,76)	-17,13%
Rupiah	24.925	98,52%	54.180,86	88,19%	25.355	97,82%	42.964,53	84,39%	430	1,73%	(11.216,33)	-20,70%
Valas	375	1,48%	7.255,20	11,81%	564	2,18%	7.946,78	15,61%	189	50,40%	691,57	9,53%

Keterangan: Prosentase simpanan pada masing-masing segmen nominal simpanan merupakan prosentase terhadap total simpanan

IV. DISTRIBUSI SIMPANAN BERDASARKAN BESARAN NILAI SIMPANAN YANG DIJAMIN

Tabel 7 Total Simpanan Berdasarkan Besaran Nilai Simpanan yang Dijamin dan Valuta												
Nominal Simpanan	Nop-13				Des-13				Δ			
	Rekening	%	Nominal (Rp Miliar)	%	Rekening	%	Nominal (Rp Miliar)	%	Δ Rekening	%	Δ Nominal (Rp Miliar)	%
N ≤ 2 M	140.335.980	99,88%	1.651.349,97	45,64%	147.440.975	99,87%	1.737.957,83	46,89%	7.104.995	5,06%	86.607,86	5,24%
Rupiah	139.313.397	99,27%	1.525.445,57	92,38%	146.420.069	99,31%	1.610.325,56	92,66%	7.106.672	5,10%	84.879,99	5,56%
Valas	1.022.583	0,73%	125.904,40	7,62%	1.020.906	0,69%	127.632,27	7,34%	(1.677)	-0,16%	1.727,87	1,37%
N > 2 M	174.214	0,12%	1.966.504,72	54,36%	185.535	0,13%	1.968.651,53	53,11%	11.321	6,50%	2.146,81	0,11%
Rupiah	143.894	82,60%	1.473.574,98	74,93%	153.958	82,98%	1.458.346,93	74,08%	10.064	6,99%	(15.228,04)	-1,03%
Valas	30.320	17,40%	492.929,74	25,07%	31.577	17,02%	510.304,59	25,92%	1.257	4,15%	17.374,85	3,52%
Total	140.510.194	100,00%	3.617.854,69	100,00%	147.626.510	100,00%	3.706.609,35	100,00%	7.116.316	5,06%	88.754,67	2,45%
Rupiah	139.457.291	99,25%	2.999.020,55	82,89%	146.574.027	99,29%	3.068.672,49	82,79%	7.116.736	5,10%	69.651,94	2,32%
Valas	1.052.903	0,75%	618.834,14	17,11%	1.052.483	0,71%	637.936,87	17,21%	(420)	-0,04%	19.102,72	3,09%

Keterangan: Prosentase simpanan pada masing-masing segmen nominal simpanan merupakan prosentase terhadap total simpanan

Tabel 8												
DPK Berdasarkan Besaran Nilai Simpanan yang Dijamin dan Valuta												
Nominal Simpanan	Nop-13				Des-13				Δ			
	Rekening	%	Nominal (Rp Miliar)	%	Rekening	%	Nominal (Rp Miliar)	%	Δ Rekening	%	Δ Nominal (Rp Miliar)	%
N ≤ 2 M	140.312.763	99,88%	1.645.283,73	46,26%	147.417.120	99,88%	1.731.737,48	47,37%	7.104.357	5,06%	86.453,75	5,25%
Rupiah	139.290.394	99,27%	1.519.452,61	92,35%	146.396.601	99,31%	1.604.179,55	92,63%	7.106.207	5,10%	84.726,95	5,58%
Valas	1.022.369	0,73%	125.831,12	7,65%	1.020.519	0,69%	127.557,93	7,37%	(1.850)	-0,18%	1.726,80	1,37%
N > 2 M	172.131	0,12%	1.911.134,89	53,74%	183.471	0,12%	1.923.960,57	52,63%	11.340	6,59%	12.825,67	0,67%
Rupiah	141.972	82,48%	1.425.387,08	74,58%	152.071	82,89%	1.421.528,41	73,89%	10.099	7,11%	(3.858,67)	-0,27%
Valas	30.159	17,52%	485.747,82	25,42%	31.400	17,11%	502.432,16	26,11%	1.241	4,11%	16.684,35	3,43%
Total	140.484.894	100,00%	3.556.418,62	100,00%	147.600.591	100,00%	3.655.698,05	100,00%	7.115.697	5,07%	99.279,42	2,79%
Rupiah	139.432.366	99,25%	2.944.839,69	82,80%	146.548.672	99,29%	3.025.707,96	82,77%	7.116.306	5,10%	80.868,27	2,75%
Valas	1.052.528	0,75%	611.578,94	17,20%	1.051.919	0,71%	629.990,09	17,23%	(609)	-0,06%	18.411,15	3,01%

Keterangan: Prosentase simpanan pada masing-masing segmen nominal simpanan merupakan prosentase terhadap total simpanan

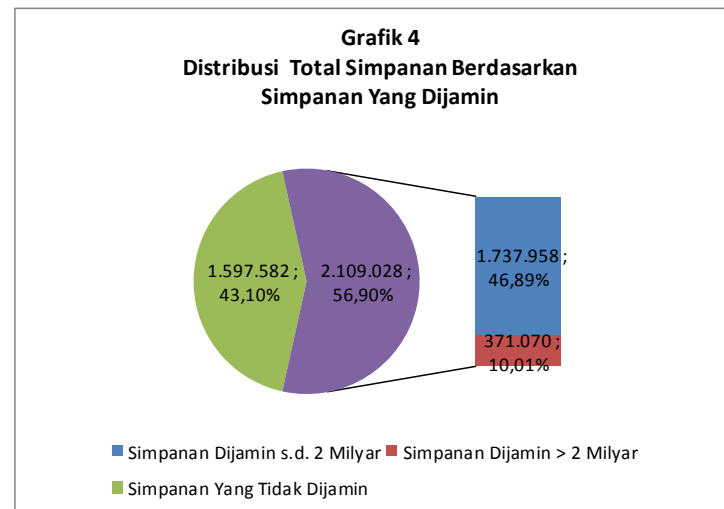
Tabel 9												
Simpanan Dari Bank Lain Berdasarkan Besaran Nilai Simpanan yang Dijamin dan Valuta												
Nominal Simpanan	Nop-13				Des-13				Δ			
	Rekening	%	Nominal (Rp Miliar)	%	Rekening	%	Nominal (Rp Miliar)	%	Δ Rekening	%	Δ Nominal (Rp Miliar)	%
N ≤ 2 M	23.217	91,77%	6.066,24	9,87%	23.855	92,04%	6.220,35	12,22%	638	2,75%	154,11	2,54%
Rupiah	23.003	99,08%	5.992,96	98,79%	23.468	98,38%	6.146,00	98,80%	465	2,02%	153,04	2,55%
Valas	214	0,92%	73,28	1,21%	387	1,62%	74,35	1,20%	173	80,84%	1,07	1,46%
N > 2 M	2.083	8,23%	55.369,82	90,13%	2.064	7,96%	44.690,96	87,78%	(19)	-0,91%	(10.678,87)	-19,29%
Rupiah	1.922	92,27%	48.187,90	87,03%	1.887	91,42%	36.818,53	82,38%	(35)	-1,82%	(11.369,37)	-23,59%
Valas	161	7,73%	7.181,93	12,97%	177	8,58%	7.872,43	17,62%	16	9,94%	690,50	9,61%
Total	25.300	100,00%	61.436,06	100,00%	25.919	100,00%	50.911,31	100,00%	619	2,45%	(10.524,76)	-17,13%
Rupiah	24.925	98,52%	54.180,86	88,19%	25.355	97,82%	42.964,53	84,39%	430	1,73%	(11.216,33)	-20,70%
Valas	375	1,48%	7.255,20	11,81%	564	2,18%	7.946,78	15,61%	189	50,40%	691,57	9,53%

Keterangan: Prosentase simpanan pada masing-masing segmen nominal simpanan merupakan prosentase terhadap total simpanan

V. DISTRIBUSI SIMPANAN YANG DIJAMIN

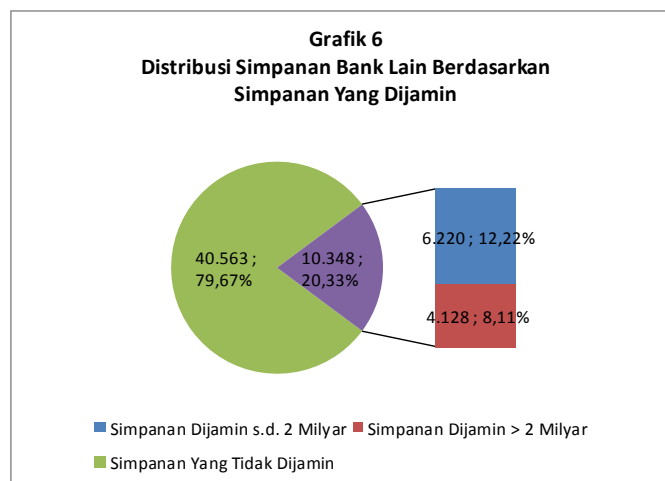
Tabel 12 Total Simpanan Berdasarkan Simpanan Yang Dijamin dan Valuta												
Nominal Simpanan	Nop-13				Des-13				Δ			
	Rekening	%	Nominal (Rp Miliar)	%	Rekening	%	Nominal (Rp Miliar)	%	Δ Rekening	%	Δ Nominal (Rp Miliar)	%
N ≤ 2 M	140.335.980	99,88%	1.651.349,97	82,58%	147.440.975	99,87%	1.737.957,83	82,41%	7.104.995	5,06%	86.607,86	5,24%
Rupiah	139.313.397	99,27%	1.525.445,57	92,38%	146.420.069	99,31%	1.610.325,56	92,66%	7.106.672	5,10%	84.879,99	5,56%
Valas	1.022.583	0,73%	125.904,40	7,62%	1.020.906	0,69%	127.632,27	7,34%	(1.677)	-0,16%	1.727,87	1,37%
N > 2 M	174.214	0,12%	348.428,00	17,42%	185.535	0,13%	371.070,00	17,59%	11.321	6,50%	22.642,00	6,50%
Rupiah	143.894	82,60%	287.788,00	82,60%	153.958	82,98%	307.916,00	82,98%	10.064	6,99%	20.128,00	6,99%
Valas	30.320	17,40%	60.640,00	17,40%	31.577	17,02%	63.154,00	17,02%	1.257	4,15%	2.514,00	4,15%
Total	140.510.194	100,00%	1.999.777,97	100,00%	147.626.510	100,00%	2.109.027,83	100,00%	7.116.316	5,06%	109.249,86	5,46%
Rupiah	139.457.291	99,25%	1.813.233,57	90,67%	146.574.027	99,29%	1.918.241,56	90,95%	7.116.736	5,10%	105.007,99	5,79%
Valas	1.052.903	0,75%	186.544,40	9,33%	1.052.483	0,71%	190.786,27	9,05%	(420)	-0,04%	4.241,87	2,27%

Keterangan: Prosentase simpanan pada masing-masing segmen nominal simpanan merupakan prosentase terhadap total simpanan



Tabel 11												
Simpanan Dari Bank Lain Berdasarkan Simpanan Yang Dijamin dan Valuta												
Nominal Simpanan	Nop-13				Des-13				Δ			
	Rekening	%	Nominal (Rp Miliar)	%	Rekening	%	Nominal (Rp Miliar)	%	Δ Rekening	%	Δ Nominal (Rp Miliar)	%
N ≤ 2 M	23.217	91,77%	6.066,24	59,29%	23.855	92,04%	6.220,35	60,11%	638	2,75%	154,11	2,54%
Rupiah	23.003	99,08%	5.992,96	98,79%	23.468	98,38%	6.146,00	98,80%	465	2,02%	153,04	2,55%
Valas	214	0,92%	73,28	1,21%	387	1,62%	74,35	1,20%	173	80,84%	1,07	1,46%
N > 2 M	2.083	8,23%	4.166,00	40,71%	2.064	7,96%	4.128,00	39,89%	(19)	-0,91%	(38,00)	-0,91%
Rupiah	1.922	92,27%	3.844,00	92,27%	1.887	91,42%	3.774,00	91,42%	(35)	-1,82%	(70,00)	-1,82%
Valas	161	7,73%	322,00	7,73%	177	8,58%	354,00	8,58%	16	9,94%	32,00	9,94%
Total	25.300	100,00%	10.232,24	100,00%	25.919	100,00%	10.348,35	100,00%	619	2,45%	116,11	1,13%
Rupiah	24.925	98,52%	9.836,96	96,14%	25.355	97,82%	9.920,00	95,86%	430	1,73%	83,04	0,84%
Valas	375	1,48%	395,28	3,86%	564	2,18%	428,35	4,14%	189	50,40%	33,07	8,37%

Keterangan: Prosentase simpanan pada masing-masing segmen nominal simpanan merupakan prosentase terhadap total simpanan



Tabel 10 DPK berdasarkan Simpanan yang Dijamin dan Valuta												
Nominal Simpanan	Nop-13				Des-13				Δ			
	Rekening	%	Nominal (Rp Miliar)	%	Rekening	%	Nominal (Rp Miliar)	%	Δ Rekening	%	Δ Nominal (Rp Miliar)	%
N ≤ 2 M	140.312.763	99,88%	1.645.283,73	82,70%	147.417.120	99,88%	1.731.737,48	82,52%	7.104.357	5,06%	86.453,75	5,25%
Rupiah	139.290.394	99,27%	1.519.452,61	92,35%	146.396.601	99,31%	1.604.179,55	92,63%	7.106.207	5,10%	84.726,95	5,58%
Valas	1.022.369	0,73%	125.831,12	7,65%	1.020.519	0,69%	127.557,93	7,37%	(1.850)	-0,18%	1.726,80	1,37%
N > 2 M	172.131	0,12%	344.262,00	17,30%	183.471	0,12%	366.942,00	17,48%	11.340	6,59%	22.680,00	6,59%
Rupiah	141.972	82,48%	283.944,00	82,48%	152.071	82,89%	304.142,00	82,89%	10.099	7,11%	20.198,00	7,11%
Valas	30.159	17,52%	60.318,00	17,52%	31.400	17,11%	62.800,00	17,11%	1.241	4,11%	2.482,00	4,11%
Total	140.484.894	100,00%	1.989.545,73	100,00%	147.600.591	100,00%	2.098.679,48	100,00%	7.115.697	5,07%	109.133,75	5,49%
Rupiah	139.432.366	99,25%	1.803.396,61	90,64%	146.548.672	99,29%	1.908.321,55	90,93%	7.116.306	5,10%	104.924,95	5,82%
Valas	1.052.528	0,75%	186.149,12	9,36%	1.051.919	0,71%	190.357,93	9,07%	(609)	-0,06%	4.208,80	2,26%

Keterangan: Prosentase simpanan pada masing-masing segmen nominal simpanan merupakan prosentase terhadap total simpanan

