



LEMBAGA
PENJAMIN
SIMPANAN

Indonesia
Deposit
Insurance
Corporation

Distribusi Simpanan Bank Umum

Periode Juni 2018



Transform to Excellence



KATA PENGANTAR

Distribusi Simpanan Bank Umum merupakan media informasi yang menyajikan data mengenai simpanan Bank Umum yang diterbitkan setiap bulan oleh Lembaga Penjamin Simpanan untuk memberikan informasi perkembangan simpanan perbankan khususnya Bank Umum.

Sehubungan dengan kebutuhan penyajian informasi data simpanan yang lebih mudah dipahami (*user friendly*), mulai bulan Januari 2018 LPS menyajikan Distribusi Simpanan Bank Umum dengan menggunakan format baru tanpa mengurangi esensi pada format sebelumnya.

Selanjutnya dalam rangka mempertimbangkan kebutuhan pembaca pada penggunaan Distribusi Simpanan Bank Umum, kami menerima masukan (saran dan kritik) terhadap format baru Distribusi Simpanan Bank Umum yang dapat disampaikan melalui *email* Group Penanganan Premi Penjaminan LPS yaitu penjaminan@lps.go.id.

DAFTAR ISI

Keterangan	4
1. Total Simpanan dan Jumlah Rekening	5
1.1. Total Simpanan dan Jumlah Rekening Pada Bank Umum	5
1.2. Pertumbuhan Total Simpanan dan Jumlah Rekening (MoM)	5
1.3. Pertumbuhan Simpanan dan Jumlah Rekening (YoY)	6
2. Distribusi Total Simpanan Dan Jumlah Rekening	7
2.1. Total Simpanan dan Jumlah Rekening Berdasarkan Jenis Simpanan	7
2.1.1. Distribusi Total Simpanan dan Jumlah Rekening Berdasarkan Jenis Simpanan	7
2.2. Total Simpanan dan Jumlah Rekening Berdasarkan Kepemilikan Simpanan	8
2.3. Total Simpanan dan Jumlah Rekening Berdasarkan Jenis Usaha	8
2.4. Total Simpanan dan Jumlah Rekening Berdasarkan Tiering Nominal dan Simpanan Yang Dijamin	9
2.4.1. Distribusi Jumlah Rekening Berdasarkan Rekening yang Dijamin	10
2.4.2. Distribusi Total Simpanan Berdasarkan Simpanan yang Dijamin	10
2.5. Total Simpanan dan Jumlah Rekening Berdasarkan Kepemilikan Bank	11
2.6. Total Simpanan dan Jumlah Rekening Berdasarkan Valuta	11
Lampiran	12
1. Lampiran 1: Pertumbuhan Simpanan dan Jumlah Rekening Selama 5 Tahun (YoY)	12
2. Lampiran 2: Total Simpanan dan Jumlah Rekening Berdasarkan Kepemilikan Simpanan, Jenis Simpanan dan Valuta	13
3. Lampiran 3: Total Simpanan dan Jumlah Rekening Berdasarkan Kepemilikan Simpanan, Tiering Nominal dan Valuta	14
4. Lampiran 4: Total Simpanan dan Jumlah Rekening Berdasarkan Kepemilikan Simpanan, Besaran Nilai Simpanan dan Valuta	15
5. Lampiran 5: Total Simpanan dan Jumlah Rekening Yang Dijamin Berdasarkan Kepemilikan Simpanan, Simpanan yang Dijamin dan Valuta	15

DAFTAR TABEL

Tabel 1	Total Simpanan dan Jumlah Rekening Pada Bank Umum	5
Tabel 2	Total Simpanan dan Jumlah Rekening Berdasarkan Jenis Simpanan	7
Tabel 3	Total Simpanan dan Jumlah Rekening Berdasarkan Kepemilikan Simpanan	8
Tabel 4	Total Simpanan dan Jumlah Rekening Berdasarkan Jenis Usaha	8
Tabel 5	Total Simpanan dan Jumlah Rekening Berdasarkan Tiering Nominal dan Simpanan Yang Dijamin	9
Tabel 6	Distribusi Jumlah Rekening Berdasarkan Rekening yang Dijamin	10
Tabel 7	Distribusi Total Simpanan Berdasarkan Simpanan yang Dijamin	10
Tabel 8	Total Simpanan dan Jumlah Rekening Berdasarkan Kepemilikan Bank	11
Tabel 9	Total Simpanan dan Jumlah Rekening Berdasarkan Valuta	11

DAFTAR GAMBAR

Gambar 1a	Pertumbuhan Total Simpanan dan Jumlah Rekening (MoM)	5
Gambar 1b	Pertumbuhan Simpanan dan Jumlah Rekening (YoY)	6
Gambar 2a	Distribusi Total Simpanan Berdasarkan Jenis Simpanan	7
Gambar 2b	Distribusi Jumlah Rekening Berdasarkan Jenis Simpanan	7
Gambar 2c	Distribusi Jumlah Rekening Berdasarkan Rekening yang Dijamin	10
Gambar 2d	Distribusi Total Simpanan Berdasarkan Simpanan yang Dijamin	10

KETERANGAN

Sumber Data

Laporan Posisi Simpanan yang disampaikan oleh 115 bank umum kepada Lembaga Penjamin Simpanan yang terdiri dari 102 Bank Umum Konvensional dan 13 Bank Umum Syariah.

Definisi

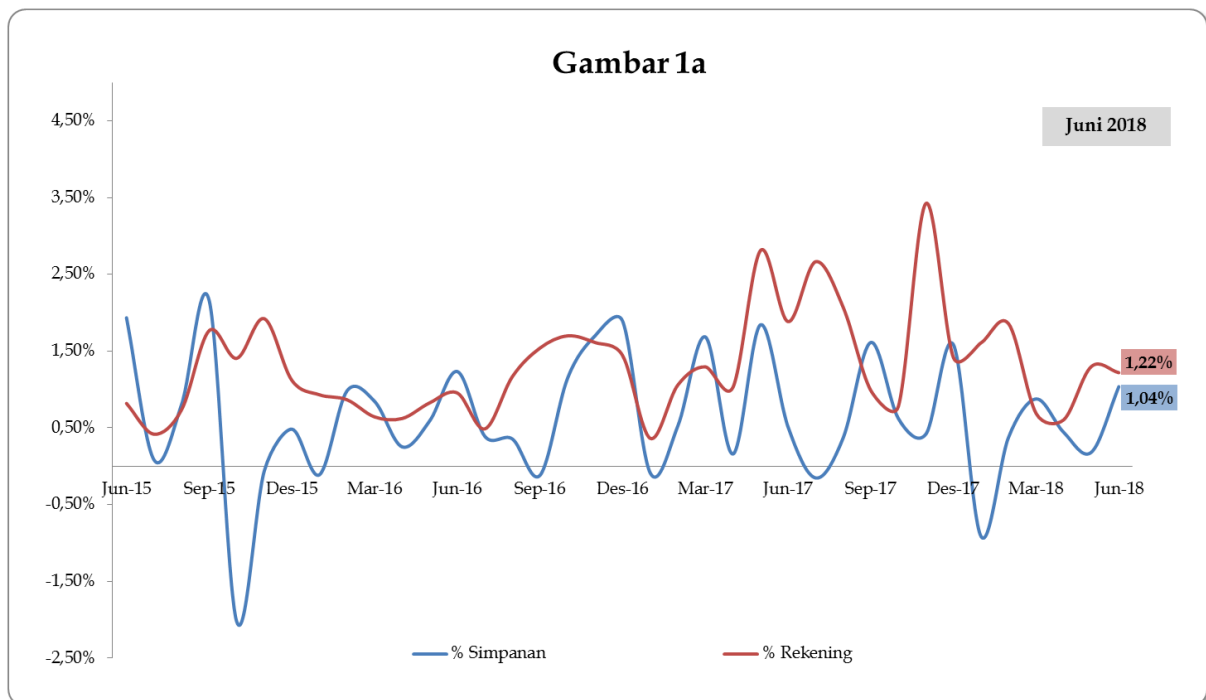
1. Simpanan meliputi dana pihak ketiga dan simpanan dari bank lain.
2. Simpanan Yang Dijamin meliputi:
 - a. seluruh simpanan dengan nominal sampai dengan Rp2 miliar;
 - b. porsi simpanan yang dijamin (Rp2 miliar) dari seluruh simpanan dengan nominal di atas Rp2 miliar.
3. Besaran Nilai Simpanan Yang Dijamin adalah Rp2 miliar per nasabah per bank sebagaimana diatur dalam Peraturan Pemerintah No. 66 Tahun 2008.

1. Total Simpanan dan Jumlah Rekening

1.1. Tabel Total Simpanan dan Jumlah Rekening Pada Bank Umum

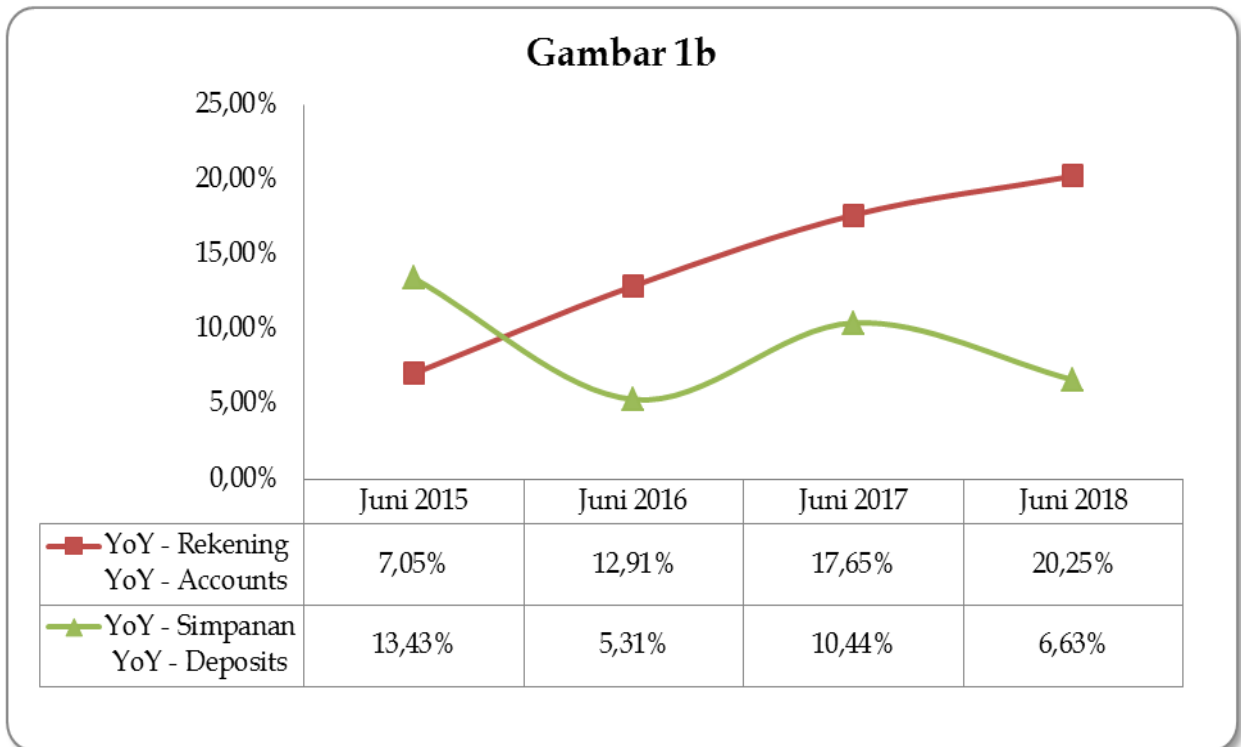
Tabel 1										
Total Simpanan dan Jumlah Rekening (Total Deposits and Number of Account) (Rp Miliar/Billion IDR)										
Bulan (Month)	2014		2015		2016		2017		2018	
	Rekening (Account)	Nominal (Nominal)	Rekening (Account)	Nominal (Nominal)	Rekening (Account)	Nominal (Nominal)	Rekening (Account)	Nominal (Nominal)	Rekening (Account)	Nominal (Nominal)
Januari	149.530.751	3.637.382	161.428.538	4.168.841	177.136.748	4.468.853	200.026.990	4.895.913	246.293.377	5.314.320
Februari	150.736.550	3.651.574	162.168.106	4.222.482	178.672.163	4.512.751	202.143.418	4.921.567	250.866.218	5.334.452
Maret	148.368.994	3.671.553	163.591.483	4.279.063	179.821.572	4.550.903	204.761.849	5.004.481	252.591.551	5.381.240
April	150.569.713	3.749.915	161.703.787	4.305.689	180.940.098	4.562.444	206.867.345	5.012.485	254.122.064	5.404.986
Mei	151.524.434	3.822.525	161.794.457	4.327.966	182.436.133	4.589.454	212.680.824	5.104.851	257.422.590	5.414.857
Juni	152.378.966	3.889.318	163.120.385	4.411.687	184.178.757	4.646.114	216.688.379	5.131.044	260.561.206	5.471.010
Juli	152.859.205	3.828.767	163.802.232	4.415.321	185.076.038	4.664.250	222.462.654	5.123.267		
Agustus	154.140.288	3.910.281	165.008.226	4.450.891	187.238.755	4.680.848	227.069.520	5.142.246		
September	155.974.513	4.062.918	167.924.825	4.546.948	190.121.455	4.675.317	229.315.700	5.225.164		
Oktober	157.829.886	4.084.023	170.285.831	4.454.886	193.352.001	4.728.887	231.101.840	5.257.690		
Nopember	159.273.484	4.124.111	173.560.667	4.452.219	196.468.148	4.809.306	239.012.333	5.279.734		
Desember	160.881.757	4.168.558	175.501.915	4.473.772	199.301.222	4.900.193	242.396.164	5.363.316		

1.2. Pertumbuhan Total Simpanan dan Jumlah Rekening (MoM)



Gambar 1a Pertumbuhan Total Simpanan dan Jumlah Rekening (MoM)

1.3. Pertumbuhan Total Simpanan dan Jumlah Rekening (YoY)



Gambar 1b Pertumbuhan Total Simpanan dan Jumlah Rekening (YoY)

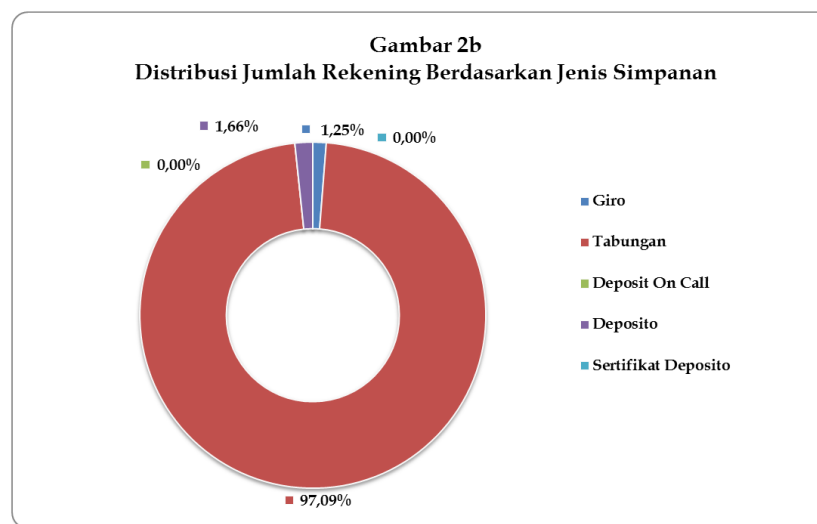
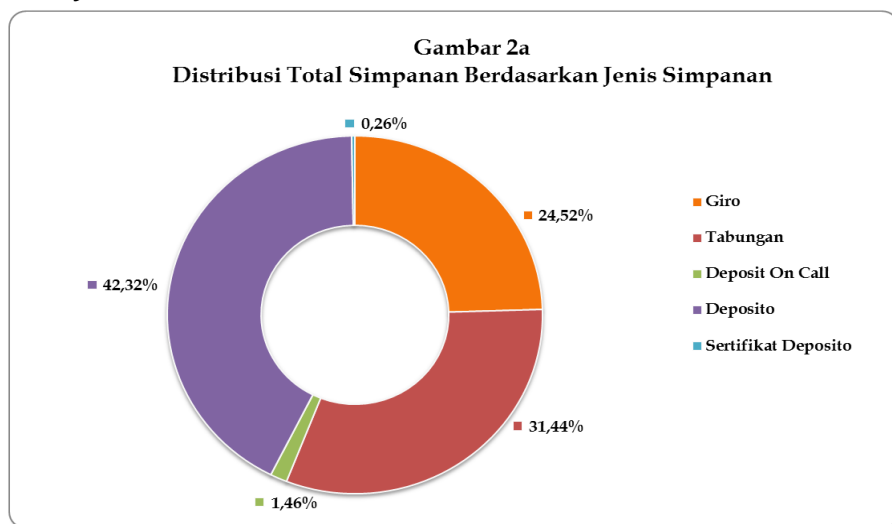
2. Distribusi Total Simpanan Dan Jumlah Rekening

2.1. Total Simpanan dan Jumlah Rekening Berdasarkan Jenis Simpanan

Tabel 2 Total Simpanan Berdasarkan Jenis Simpanan (Total Deposits by Type of Deposits) (Rp Miliar/Billion IDR)												
Jenis Simpanan (Type of Deposits)	Mei 2018				Juni 2018				Δ MoM			
	Rekening (Account)	%	Nominal (Nominal)	%	Rekening (Account)	%	Nominal (Nominal)	%	Δ Rekening (Δ Account)	%	Δ Nominal (Δ Nominal)	%
Giro (Demand Deposits)	3,238,612	1.26%	1,334,148	24.64%	3,236,885	1.25%	1,341,512	24.52%	(1,727)	-0.05%	7,364	0.55%
Tabungan (Saving Account)	249,882,406	97.07%	1,678,888	31.01%	252,985,305	97.09%	1,719,325	31.44%	3,102,899	1.24%	40,437	2.41%
Deposit on Call	5,082	0.00%	70,865	1.31%	5,122	0.00%	79,791	1.46%	40	0.79%	8,926	12.60%
Deposito (Time Deposits)	4,296,215	1.67%	2,313,149	42.72%	4,333,647	1.66%	2,315,061	42.32%	37,432	0.87%	1,912	0.08%
Sertifikat Deposito (Certificate of Time Deposits)	275	0.00%	17,807	0.33%	247	0.00%	15,321	0.26%	(28)	-10.18%	(2,486)	-13.96%
Total	257,422,590	100.00%	5,414,857	100.00%	260,561,206	100.00%	5,471,010	100.00%	3,138,616	1.22%	56,153	1.04%

Keterangan: Persentase simpanan pada masing-masing jenis simpanan merupakan persentase terhadap total simpanan

2.1.1. Distribusi Total Simpanan dan Jumlah Rekening Berdasarkan Jenis Simpanan Periode Juni 2018



2.2. Total Simpanan dan Jumlah Rekening Berdasarkan Kepemilikan Simpanan

Tabel 3 Total Simpanan Berdasarkan Kepemilikan Simpanan (Total Deposits by Ownership of Deposits) (Rp Miliar/Billion IDR)												
Kepemilikan Simpanan (Ownership of Deposits)	Mei 2018				Juni 2018				Δ MoM			
	Rekening (Account)	%	Nominal (Nominal)	%	Rekening (Account)	%	Nominal (Nominal)	%	Δ Rekening (Δ Account)	%	Δ Nominal (Δ Nominal)	%
Dana Pihak Ketiga (Third Party-Fund)	257.397.142	99,99%	5.309.997	98,06%	260.536.109	99,99%	5.369.574	98,15%	3.138.967	1,22%	59.577	1,12%
Simpanan Dari Bank Lain (Funds From Other Bank)	25.448	0,01%	104.860	1,94%	25.097	0,01%	101.436	1,85%	(351)	-1,38%	(3.424)	-3,27%
Total	257.422.590	100,00%	5.414.857	100,00%	260.561.206	100,00%	5.471.010	100,00%	3.138.616	1,22%	56.153	1,04%

Keterangan: Persentase simpanan pada masing-masing jenis simpanan merupakan persentase terhadap total simpanan

2.3. Total Simpanan dan Jumlah Rekening Berdasarkan Jenis Usaha

Tabel 4 Total Simpanan Berdasarkan Jenis Usaha Bank (Total Deposits by Type of Business Banks) (Rp Miliar/Billion IDR)												
Jenis Usaha (Type of Business Banks)	Mei 2018				Juni 2018				Δ MoM			
	Rekening (Account)	%	Nominal (Nominal)	%	Rekening (Account)	%	Nominal (Nominal)	%	Δ Rekening (Δ Account)	%	Δ Nominal (Δ Nominal)	%
Konvensional (Conventional)	234.850.127	91,23%	5.171.182	95,50%	237.873.549	91,29%	5.228.320	95,56%	3.023.422	1,29%	57.138	1,10%
Syariah (Sharia)	22.572.463	8,77%	243.675	4,50%	22.687.657	8,71%	242.690	4,44%	115.194	0,51%	(986)	-0,40%
Total	257.422.590	100,00%	5.414.857	100,00%	260.561.206	100,00%	5.471.010	100,00%	3.138.616	1,22%	56.153	1,04%

Keterangan: Persentase simpanan pada masing-masing jenis simpanan merupakan persentase terhadap total simpanan

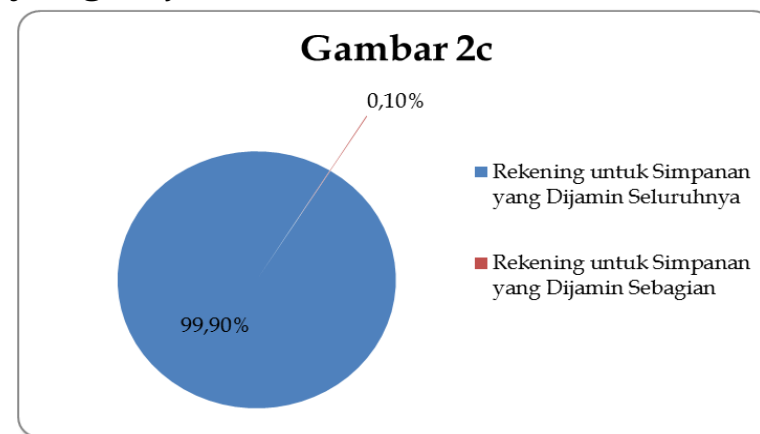
2.4. Total Simpanan dan Jumlah Rekening Berdasarkan Tiering Nominal dan Simpanan Yang Dijamin

Tabel 5 Total Simpanan Berdasarkan Tiering Nominal (Total Deposits by Tiering of Nominal) (Rp Miliar/Billion IDR)												
Tiering Nominal (Tiering of Nominal)	Mei 2018				Juni 2018				Δ MoM			
	Rekening (Account)	%	Nominal (Nominal)	%	Rekening (Account)	%	Nominal (Nominal)	%	Δ Rekening (Δ Account)	%	Δ Nominal (Δ Nominal)	%
N ≤ 100 Jt	252.678.417	98,17%	791.187	14,61%	255.741.174	98,15%	789.695	14,43%	3.062.757	1,21%	(1.492)	-0,19%
100 Jt < N ≤ 200 Jt	2.186.730	0,85%	307.247	5,67%	2.218.731	0,85%	311.645	5,70%	32.001	1,46%	4.398	1,43%
200 Jt < N ≤ 500 Jt	1.473.132	0,57%	474.986	8,77%	1.499.443	0,58%	482.855	8,83%	26.311	1,79%	7.869	1,66%
500 Jt < N ≤ 1 M	577.242	0,22%	420.570	7,77%	588.197	0,23%	427.867	7,82%	10.955	1,90%	7.297	1,74%
1 M < N ≤ 2 M	259.223	0,10%	369.826	6,83%	263.676	0,10%	375.363	6,86%	4.453	1,72%	5.537	1,50%
2 M < N ≤ 5 M	157.784	0,06%	494.244	9,13%	159.685	0,06%	499.035	9,12%	1.901	1,20%	4.791	0,97%
N > 5 M	90.062	0,03%	2.556.797	47,22%	90.300	0,03%	2.584.550	47,24%	238	0,26%	27.753	1,09%
Total	257.422.590	100,00%	5.414.857	100,00%	260.561.206	100,00%	5.471.010	100,00%	3.138.616	1,22%	56.153	1,04%

Keterangan: Persentase simpanan pada masing-masing jenis simpanan merupakan persentase terhadap total simpanan

2.4.1. Distribusi Jumlah Rekening Berdasarkan Rekening yang Dijamin

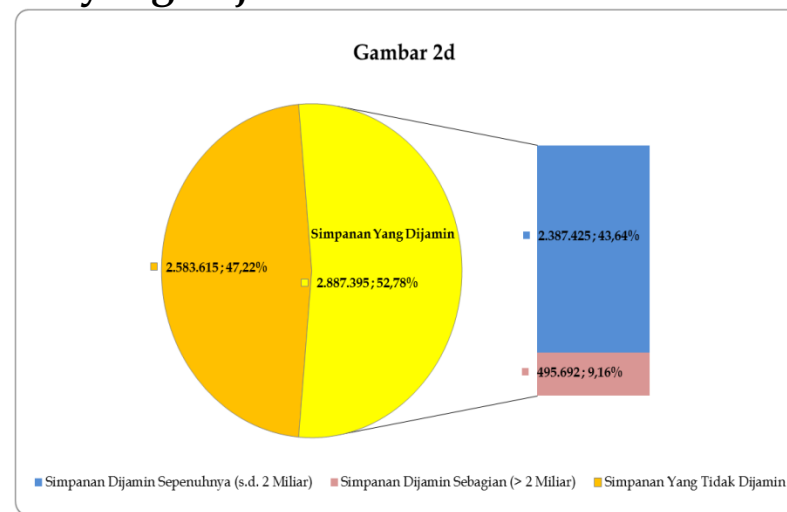
Tabel 6 Distribusi Rekening berdasarkan Rekening Yang Dijamin (Distribution of Accounts by Insured Accounts) Juni 2018			
Keterangan	Nominal Simpanan	Jumlah Rekening	%
Rekening untuk Simpanan yang Dijamin Seluruhnya	≤ 2 Miliar	260.311.221	99,90%
Rekening untuk Simpanan yang Dijamin Sebagian	> 2 Miliar	249.985	0,10%
Total Rekening		260.561.206	100,00%



Gambar 2c Distribusi Jumlah Rekening Berdasarkan Rekening Yang Dijamin Juni 2018

2.4.2. Distribusi Total Simpanan Berdasarkan Simpanan yang Dijamin

Tabel 7 Distribusi Simpanan Berdasarkan Simpanan Yang Dijamin (Distribution of Deposits by Insured Deposits) (Rp Miliar/Billion IDR) Juni 2018			
Keterangan	Nominal Simpanan	Total Nominal	%
Simpanan Dijamin Sepenuhnya	≤ 2 Miliar	2,387,425	43.64%
Simpanan Dijamin Sebagian	> 2 Miliar	499,970	9.15%
Subtotal Simpanan Dijamin		2,887,395	52.78%
Simpanan Tidak Dijamin	> 2 Miliar	2,583,615	47.22%
Subtotal Simpanan Tidak Dijamin		2,583,615	
Total		5,471,010	100.00%



Gambar 2d Distribusi Total Simpanan Berdasarkan Simpanan Yang Dijamin Juni 2018 (Rp Miliar)

2.5. Total Simpanan dan Jumlah Rekening Berdasarkan Kepemilikan Bank

Tabel 8 Total Simpanan Berdasarkan Kepemilikan Bank (Total Deposits by Group of Banks) (Rp Miliar/Billion IDR)																
Kepemilikan Bank (Group of Banks)	Mei 2018					Juni 2018					Δ MoM					
	Jumlah Bank (Number of Banks)	Rekening (Account)	%	Nominal (Nominal)	%	Jumlah Bank (Number of Banks)	Rekening (Account)	%	Nominal (Nominal)	%	Δ Jumlah Bank (Δ Number of Banks)	%	Δ Rekening (Δ Account)	%	Δ Nominal (Δ Nominal)	%
Pemerintah (State Banks)	4	160.868.574	62,49%	2.156.799	39,83%	4	163.470.398	62,73%	2.192.870	40,08%	0	0,00%	2.601.824	1,62%	36.071	1,67%
BPD (Regional Government Banks)	26	31.631.726	12,29%	517.974	9,57%	26	31.882.774	12,24%	508.972	9,30%	0	0,00%	251.048	0,79%	(9.002)	-1,74%
Swasta Nasional (Private National Banks)	63	63.987.301	24,86%	2.353.690	43,47%	63	64.271.989	24,67%	2.367.318	43,27%	0	0,00%	284.688	0,44%	13.629	0,58%
Campuran (Joint Banks)	13	695.479	0,27%	196.476	3,63%	13	695.551	0,27%	199.702	3,65%	0	0,00%	72	0,01%	3.226	1,64%
Asing (Foreign Banks)	9	239.510	0,09%	189.918	3,50%	9	240.494	0,09%	202.148	3,70%	0	0,00%	984	0,41%	12.229	6,44%
Total	115	257.422.590	100,00%	5.414.857	100,00%	115	260.561.206	100,00%	5.471.010	100,00%	0	0,00%	3.138.616	1,22%	56.153	1,04%

Keterangan: Persentase simpanan pada masing-masing jenis simpanan merupakan persentase terhadap total simpanan

2.6. Total Simpanan dan Jumlah Rekening Berdasarkan Valuta

Tabel 9 Total Simpanan Berdasarkan Valuta (Total Deposits by Currency) (Rp Miliar/Billion IDR)													
Jenis Simpanan (Type of Deposits)	Mei 2018				Juni 2018				Δ MoM				
	Rekening (Account)	%	Nominal (Nominal)	%	Rekening (Account)	%	Nominal (Nominal)	%	Δ Rekening (Δ Account)	%	Δ Nominal (Δ Nominal)	%	
Rupiah (IDR)	256.387.086	99,60%	4.674.176	86,32%	259.519.685	99,60%	4.701.348	85,93%	3.132.599	1,22%	27.172	0,58%	
Valas (Currency)	1.035.504	0,40%	740.681	13,68%	1.041.521	0,40%	769.662	14,07%	6.017	0,58%	28.981	3,91%	
Total	257.422.590	100,00%	5.414.857	100,00%	260.561.206	100,00%	5.471.010	100,00%	3.138.616	1,22%	56.153	1,04%	

Keterangan: Persentase simpanan pada masing-masing jenis simpanan merupakan persentase terhadap total simpanan

Lampiran

Lampiran 1

Pertumbuhan Simpanan dan Jumlah Rekening Selama 5 Tahun (YoY)

Tabel 1.1 Pertumbuhan Total Simpanan dan Jumlah Rekening (Growth of Total Deposits and The Number of Accounts) Year on Year (YoY)						
Tahun	Rekening	Nominal (Rp Miliar)	Rekening		Nominal	
			Δ	%Δ	Δ (Rp Miliar)	%Δ
2014*	160.881.757	4.168.558	13.255.247	8,98%	461.949	12,46%
2015*	175.501.915	4.473.772	14.620.158	9,09%	305.214	7,32%
2016*	199.301.222	4.900.193	23.799.307	13,56%	426.421	9,53%
2017*	242.396.164	5.363.316	43.094.942	21,62%	463.123	9,45%
2018**	260.561.206	5.471.010	18.165.042	7,49%	107.693	2,01%

*) Data *Year on Year* (YoY) per 31 Desember

***) Data *Year to Date* (Ytd) sampai dengan 31 Juni 2018

Lampiran 2

Total Simpanan dan Jumlah Rekening Berdasarkan Kepemilikan Simpanan, Jenis Simpanan dan Valuta

Total Simpanan Berdasarkan Kepemilikan Simpanan, Jenis Simpanan dan Valuta (Total Deposits by Ownership of Deposits, Type of Deposits and Currency) (Rp Miliar/Billion IDR)												
Jenis Simpanan (Type of Deposits)	Dana Pihak Ketiga				Simpanan Dari Bank Lain				Total			
	Rekening (Account)	%	Nominal (Nominal)	%	Rekening (Account)	%	Nominal (Nominal)	%	Rekening (Account)	%	Nominal (Nominal)	%
Giro (Demand Deposit)	3,226,508	1.24%	1,288,349	24.00%	10,377	41.35%	53,163	52.41%	3,236,885	1.25%	1,341,512	24.52%
Rupiah (IDR)	3,040,489	94.23%	981,519	76.18%	9,981	96.18%	40,252	75.72%	3,050,470	94.24%	1,021,771	76.17%
Valas (Currency)	186,019	5.77%	306,830	23.82%	396	3.82%	12,911	24.29%	186,415	5.76%	319,741	23.83%
Tabungan (Saving Account)	252,978,691	97.10%	1,715,131	31.90%	6,614	26.35%	4,194	4.13%	252,985,305	97.09%	1,719,325	31.44%
Rupiah (IDR)	252,286,418	99.73%	1,585,380	92.43%	6,601	99.80%	4,177	99.59%	252,293,019	99.73%	1,589,557	92.45%
Valas (Currency)	692,273	0.27%	129,751	7.57%	13	0.20%	17	0.41%	692,286	0.27%	129,768	7.55%
Deposit on Call	4,923	0.00%	61,870	1.20%	199	0.79%	17,921	17.67%	5,122	0.00%	79,791	1.46%
Rupiah (IDR)	4,749	96.47%	53,068	85.77%	198	99.50%	17,706	98.80%	4,947	96.58%	70,774	88.70%
Valas (Currency)	174	3.53%	8,802	14.23%	1	0.50%	215	1.20%	175	3.42%	9,017	11.30%
Deposito (Time Deposits)	4,325,897	1.66%	2,301,645	42.90%	7,750	30.88%	13,416	13.23%	4,333,647	1.66%	2,315,061	42.32%
Rupiah (IDR)	4,163,259	96.24%	1,990,668	86.49%	7,743	99.91%	13,257	98.82%	4,171,002	96.25%	2,003,925	86.56%
Valas (Currency)	162,638	3.76%	310,977	13.51%	7	0.09%	159	1.18%	162,645	3.75%	311,136	13.44%
Sertifikat Deposito (Certificate of Time Deposits)	90	0.00%	2,579	0.00%	157	0.63%	12,742	12.56%	247	0.00%	15,321	0.26%
Rupiah (IDR)	90	100.00%	2,579	100.00%	157	100.00%	12,742	100.00%	247	100.00%	15,321	100.00%
Valas (Currency)	0	0.00%	0	0.00%	0	0.00%	0	0.00%	0	0.00%	0	0.00%
Total	260,536,109	100.00%	5,369,574	100.00%	25,097	100.00%	101,436	100.00%	260,561,206	100.00%	5,471,010	100.00%
Rupiah (IDR)	259,495,005	99.60%	4,613,214	85.91%	24,680	98.34%	88,134	86.89%	259,519,685	99.60%	4,701,348	85.93%
Valas (Currency)	1,041,104	0.40%	756,360	14.09%	417	1.66%	13,302	13.11%	1,041,521	0.40%	769,662	14.07%

Lampiran 3

Total Simpanan dan Jumlah Rekening Berdasarkan Kepemilikan Simpanan, Tiering Nominal dan Valuta

Total Simpanan Berdasarkan Kepemilikan Simpanan, Tiering Nominal dan Valuta (Total Deposits by Ownership of Deposits, Nominal Tiering and Currency) (Rp Miliar/Billion IDR)												
Nominal Simpanan (Nominal of Deposits)	Dana Pihak Ketiga				Simpanan Dari Bank Lain				Total			
	Rekening (Account)	%	Nominal (Nominal)	%	Rekening (Account)	%	Nominal (Nominal)	%	Rekening (Account)	%	Nominal (Nominal)	%
N ≤ 100 Jt	255.731.107	98,17%	789.432	14,70%	10.067	40,10%	263	0,30%	255.741.174	98,15%	789.695	14,43%
Rupiah (IDR)	254.969.391	99,70%	774.131	98,06%	9.965	98,99%	261	99,05%	254.979.356	99,70%	774.392	98,06%
Valas (Currency)	761.716	0,30%	15.301	1,94%	102	1,01%	2	0,95%	761.818	0,30%	15.303	1,94%
100 Jt < N ≤ 200 Jt	2.216.197	0,85%	311.282	5,80%	2.534	10,10%	363	0,40%	2.218.731	0,85%	311.645	5,70%
Rupiah (IDR)	2.119.925	95,66%	297.628	95,61%	2.504	98,82%	359	98,79%	2.122.429	95,66%	297.987	95,62%
Valas (Currency)	96.272	4,34%	13.654	4,39%	30	1,18%	4	1,21%	96.302	4,34%	13.658	4,38%
200 Jt < N ≤ 500 Jt	1.495.283	0,57%	481.370	8,96%	4.160	16,58%	1.485	1,50%	1.499.443	0,58%	482.855	8,83%
Rupiah (IDR)	1.408.034	94,17%	453.853	94,28%	4.132	99,33%	1.476	99,34%	1.412.166	94,18%	455.329	94,30%
Valas (Currency)	87.249	5,83%	27.517	5,72%	28	0,67%	9	0,60%	87.277	5,82%	27.526	5,70%
500 Jt < N ≤ 1 M	584.918	0,22%	425.240	7,92%	3.279	13,07%	2.627	2,60%	588.197	0,23%	427.867	7,82%
Rupiah (IDR)	543.200	92,87%	396.208	93,17%	3.237	98,72%	2.596	98,79%	546.437	92,90%	398.804	93,21%
Valas (Currency)	41.718	7,13%	29.032	6,83%	42	1,28%	31	1,17%	41.760	7,10%	29.063	6,79%
1 M < N ≤ 2 M	261.578	0,10%	372.227	6,93%	2.098	8,36%	3.136	3,09%	263.676	0,10%	375.363	6,86%
Rupiah (IDR)	237.266	90,71%	338.520	90,94%	2.066	98,47%	3.093	98,62%	239.332	90,77%	341.613	91,01%
Valas (Currency)	24.312	9,29%	33.707	9,06%	32	1,53%	43	1,38%	24.344	9,23%	33.750	8,99%
2 M < N ≤ 5 M	158.130	0,06%	493.981	9,20%	1.555	6,20%	5.054	4,86%	159.685	0,06%	499.035	9,12%
Rupiah (IDR)	143.112	90,50%	447.919	90,68%	1.527	98,20%	4.959	98,13%	144.639	90,58%	452.878	90,75%
Valas (Currency)	15.018	9,50%	46.062	9,32%	28	1,80%	95	1,87%	15.046	9,42%	46.157	9,25%
N > 5 M	88.896	0,03%	2.496.042	46,49%	1.404	5,59%	88.508	87,25%	90.300	0,03%	2.584.550	47,24%
Rupiah (IDR)	74.077	83,33%	1.904.955	76,32%	1.249	88,96%	75.390	85,18%	75.326	83,42%	1.980.345	76,62%
Valas (Currency)	14.819	16,67%	591.087	23,68%	155	11,04%	13.118	14,82%	14.974	16,58%	604.205	23,38%
Total	260.536.109	100,00%	5.369.574	100,00%	25.097	100,00%	101.436	100,00%	260.561.206	100,00%	5.471.010	100,00%
Rupiah (IDR)	259.495.005	99,60%	4.613.214	85,91%	24.680	98,34%	88.134	86,89%	259.519.685	99,60%	4.701.348	85,93%
Valas (Currency)	1.041.104	0,40%	756.360	14,09%	417	1,66%	13.302	13,11%	1.041.521	0,40%	769.662	14,07%

Lampiran 4

Total Simpanan dan Jumlah Rekening Berdasarkan Kepemilikan Simpanan, Besaran Nilai Simpanan dan Valuta

Total Simpanan Berdasarkan Besaran Nilai Simpanan dan Valuta (Total Deposits by Nominal of Deposits and Currency) (Rp Miliar/Billion IDR)												
Nominal Simpanan (Nominal of Deposits)	Dana Pihak Ketiga				Simpanan Dari Bank Lain				Total			
	Rekening (Account)	%	Nominal (Nominal)	%	Rekening (Account)	%	Nominal (Nominal)	%	Rekening (Account)	%	Nominal (Nominal)	%
N ≤ 2 M	260.289.083	99,91%	2.379.551	44,32%	22.138	88,21%	7.874	7,76%	260.311.221	99,90%	2.387.425	43,65%
Rupiah (IDR)	259.277.816	99,61%	2.260.340	94,99%	21.904	98,94%	7.785	98,87%	259.299.720	99,61%	2.268.125	95,04%
Valas (Currency)	1.011.267	0,39%	119.211	5,01%	234	1,06%	89	1,13%	1.011.501	0,39%	119.300	4,96%
N > 2 M	247.026	0,09%	2.990.023	55,68%	2.959	11,79%	93.562	92,24%	249.985	0,10%	3.083.585	56,35%
Rupiah (IDR)	217.189	87,88%	2.352.874	78,69%	2.776	93,82%	80.349	85,88%	219.965	87,95%	2.433.223	79,57%
Valas (Currency)	29.837	12,12%	637.149	21,31%	183	6,18%	13.213	14,12%	30.020	12,05%	650.362	20,43%
Total	260.536.109	100,00%	5.369.574	100,00%	25.097	100,00%	101.436	100,00%	260.561.206	100,00%	5.471.010	100,00%
Rupiah (IDR)	259.495.005	99,60%	4.613.214	85,91%	24.680	98,34%	88.134	86,89%	259.519.685	99,60%	4.701.348	86,32%
Valas (Currency)	1.041.104	0,40%	756.360	14,09%	417	1,66%	13.302	13,11%	1.041.521	0,40%	769.662	13,68%

Lampiran 5

Total Simpanan dan Jumlah Rekening Yang Dijamin Berdasarkan Kepemilikan Simpanan, Simpanan yang Dijamin dan Valuta

Total Simpanan Berdasarkan Simpanan Yang Dijamin dan Valuta (Total Deposits by Insured Deposits and Currency) (Rp Miliar/Billion IDR)												
Nominal Simpanan (Nominal of Deposits)	Dana Pihak Ketiga				Simpanan Dari Bank Lain				Total			
	Rekening (Account)	%	Nominal (Nominal)	%	Rekening (Account)	%	Nominal (Nominal)	%	Rekening (Account)	%	Nominal (Nominal)	%
N ≤ 2 M (Dijamin Seluruhnya)	260.289.083	99,91%	2.379.551	82,81%	22.138	88,21%	7.874	57,26%	260.311.221	99,90%	2.387.425	82,67%
Rupiah (IDR)	259.277.816	99,61%	2.260.340	94,99%	21.904	98,94%	7.785	99,04%	259.299.720	99,61%	2.268.125	95,04%
Valas (Currency)	1.011.267	0,39%	119.211	5,01%	234	1,06%	89	0,96%	1.011.501	0,39%	119.300	4,96%
N > 2 M (Dijamin Sebagian)	247.026	0,09%	494.052	17,19%	2.959	11,79%	5.918	42,74%	249.985	0,10%	499.970	17,33%
Rupiah (IDR)	217.189	87,92%	434.378	87,92%	2.776	93,82%	5.552	93,39%	219.965	87,99%	439.930	87,95%
Valas (Currency)	29.837	12,08%	59.674	12,08%	183	6,18%	366	6,61%	30.020	12,01%	60.040	12,05%
Total	260.536.109	100,00%	2.873.603	100,00%	25.097	100,00%	13.792	100,00%	260.561.206	100,00%	2.887.395	100,00%
Rupiah (IDR)	259.495.005	99,60%	2.694.718	93,79%	24.680	98,34%	13.337	96,62%	259.519.685	99,60%	2.708.055	93,81%
Valas (Currency)	1.041.104	0,40%	178.885	6,21%	417	1,66%	455	3,38%	1.041.521	0,40%	179.340	6,19%