



LEMBAGA  
PENJAMIN  
SIMPANAN

Indonesia  
Deposit  
Insurance  
Corporation

# Distribusi Simpanan Bank Umum

**April 2016**

## DAFTAR ISI

Keterangan		2
I. Pertumbuhan Total Simpanan dan Jumlah Rekening pada Bank Umum		3
Total Simpanan dan Jumlah Rekening	Tabel 1	3
Pertumbuhan Total Simpanan dan Jumlah Rekening	Grafik 1	3
Tabel Pertumbuhan Simpanan dan Jumlah Rekening Year on Year	Tabel 1.1	4
II. Distribusi Simpanan Berdasarkan Jenis Simpanan dan Valuta		4
Total Simpanan Berdasarkan Jenis Simpanan dan Valuta	Tabel 2	5
Distribusi Total Simpanan Berdasarkan Jenis Simpanan	Grafik 2a	6
Distribusi Total Rekening Berdasarkan Jenis Simpanan	Grafik 2b	6
DPK Berdasarkan Jenis Simpanan dan Valuta	Tabel 3	7
Distribusi Nominal DPK berdasarkan Jenis Simpanan	Grafik 3a	8
Distribusi Rekening DPK berdasarkan Jenis Simpanan	Grafik 3b	8
Simpanan Dari Bank Lain Berdasarkan Jenis Simpanan dan Valuta	Tabel 4	9
Distribusi Nominal Simpanan dari Bank Lain berdasarkan Jenis Simpanan	Grafik 4a	10
Distribusi Rekening Simpanan dari Bank Lain berdasarkan Jenis Simpanan	Grafik 4b	10
III. Distribusi Simpanan Berdasarkan Segmen Nominal Simpanan		11
Total Simpanan Berdasarkan Segmen Nominal dan Valuta	Tabel 5	11
DPK Berdasarkan segmen Nominal dan Valuta	Tabel 6	12
Simpanan dari Bank Lain berdasarkan segmen Nominal dan Valuta	Tabel 7	13
IV. Distribusi Simpanan Berdasarkan Besaran Nilai Simpanan yang Dijamin dan Valuta		14
Total Simpanan berdasarkan Besaran Nilai Simpanan yang Dijamin dan Valuta	Tabel 8	14
DPK berdasarkan Besaran Nilai Simpanan yang Dijamin dan Valuta	Tabel 9	15
Simpanan dari Bank Lain berdasarkan Besaran Nilai Simpanan yang Dijamin dan Valuta	Tabel 10	16
V. Distribusi Simpanan Yang Dijamin dan Valuta		17
Total Simpanan berdasarkan Simpanan yang Dijamin dan Valuta	Tabel 11	17
DPK berdasarkan Simpanan yang Dijamin dan Valuta	Tabel 12	18
Simpanan dari Bank Lain berdasarkan Simpanan yang Dijamin dan Valuta	Tabel 13	19
Distribusi Total Simpanan berdasarkan Simpanan yang Dijamin	Grafik 5	17
Distribusi DPK berdasarkan Simpanan yang Dijamin dan Valuta	Grafik 6	18
Distribusi Simpanan dari Bank Lain berdasarkan Simpanan yang Dijamin dan Valuta	Grafik 7	19

## KETERANGAN

### Sumber Data

Data yang digunakan bersumber dari Laporan Posisi Simpanan yang disampaikan oleh bank umum kepada Lembaga Penjamin Simpanan.

Jumlah bank umum:

- a. Bank Umum Konvensional : 106
- b. Bank Umum Syariah : 12

### Definisi

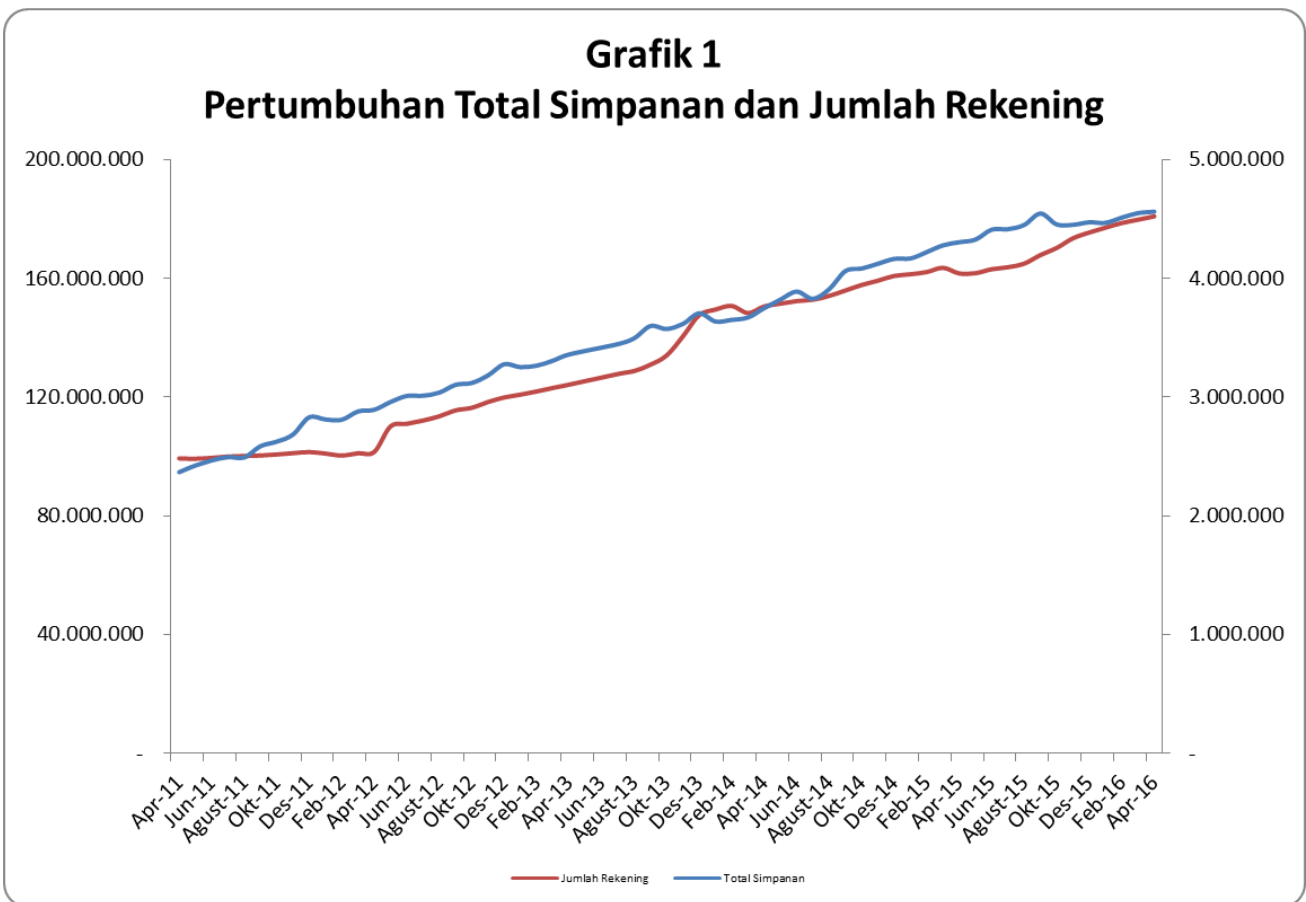
*Simpanan* meliputi Dana Pihak Ketiga dan simpanan dari bank lain.

*Simpanan Yang Dijamin* meliputi: a. seluruh simpanan yang nominalnya  $\leq$  Rp2 Miliar; b. proporsi simpanan yang dijamin (Rp2 Miliar) dari seluruh simpanan dengan nominal di atas Rp2 Miliar.

*Besaran Nilai Simpanan Yang Dijamin* adalah Rp2 Milyar per nasabah per bank sebagaimana diatur dalam Peraturan Pemerintah No. 66 Tahun 2008.

# I. PERTUMBUHAN TOTAL SIMPANAN DAN JUMLAH REKENING PADA BANK UMUM

Tabel 1										
Total Simpanan dan Jumlah Rekening										
Bulan	2012		2013		2014		2015		2016	
	Rekening	Nominal (Rp Miliar)	Rekening	Nominal (Rp Miliar)	Rekening	Nominal (Rp Miliar)	Rekening	Nominal (Rp Miliar)	Rekening	Nominal (Rp Miliar)
Januari	100.995.991	2.812.389	120.846.777	3.253.000	149.530.751	3.637.382	161.428.538	4.168.841	177.136.780	4.468.860
Februari	100.339.507	2.809.349	121.930.266	3.265.247	150.736.550	3.651.574	162.168.106	4.222.482	178.672.201	4.512.757
Maret	101.097.601	2.879.534	123.124.821	3.307.495	148.368.994	3.671.553	163.591.483	4.279.063	179.821.600	4.550.907
April	101.531.209	2.894.013	124.229.263	3.360.138	150.569.713	3.749.915	161.703.787	4.305.689	180.940.127	4.562.449
Mei	110.120.237	2.958.972	125.424.329	3.399.580	151.524.434	3.822.525	161.794.457	4.327.966		
Juni	111.011.366	3.010.181	126.795.614	3.434.159	152.378.966	3.889.318	163.120.385	4.411.687		
Juli	112.124.718	3.011.850	127.809.412	3.447.375	152.859.205	3.828.767	163.802.232	4.415.367		
Agustus	113.534.001	3.037.803	128.817.609	3.496.756	154.140.288	3.910.281	165.008.829	4.451.403		
September	115.525.552	3.104.251	130.943.737	3.599.133	155.974.513	4.062.918	167.924.825	4.546.948		
Oktober	116.426.607	3.119.552	134.082.846	3.574.573	157.829.886	4.084.023	170.285.831	4.454.912		
Nopember	118.364.092	3.182.867	140.527.064	3.617.855	159.273.484	4.124.111	173.560.667	4.452.224		
Desember	119.917.930	3.277.154	147.626.510	3.706.609	160.867.462	4.165.300	175.501.916	4.473.772		



Tabel 1.1						
Pertumbuhan Total Simpanan dan Jumlah Rekening						
Year On Year						
Tahun	Rekening	Nominal (Rp Miliar)	Rekening		Nominal	
			Δ	%Δ	Δ (Rp Milyar)	%Δ
2012	119.917.930	3.277.154	18.414.366	18,14%	446.832	15,79%
2013	147.626.510	3.706.609	27.708.580	23,11%	429.455	13,10%
2014	160.867.462	4.165.300	13.240.952	8,97%	458.691	12,37%
2015	175.501.916	4.473.772	14.634.454	9,10%	308.472	7,41%
2016	180.940.127	4.562.449	5.438.211	3,10%	88.677	1,98%

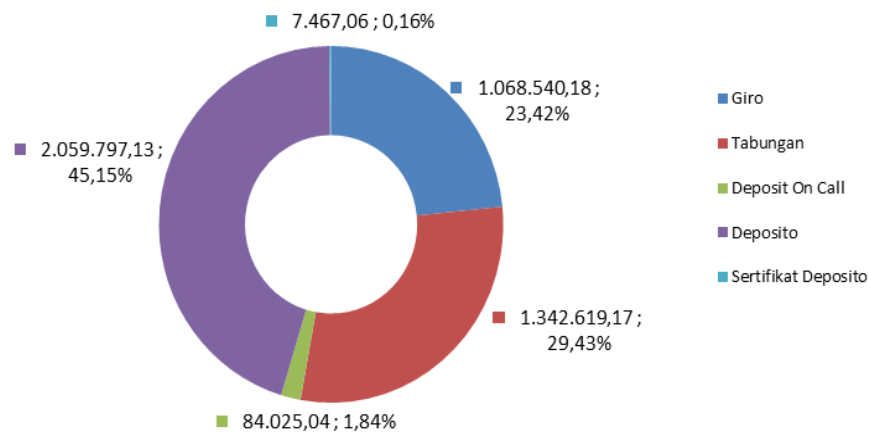
\*) Data sampai dengan April 2016

## II. DISTRIBUSI SIMPANAN BERDASARKAN JENIS SIMPANAN

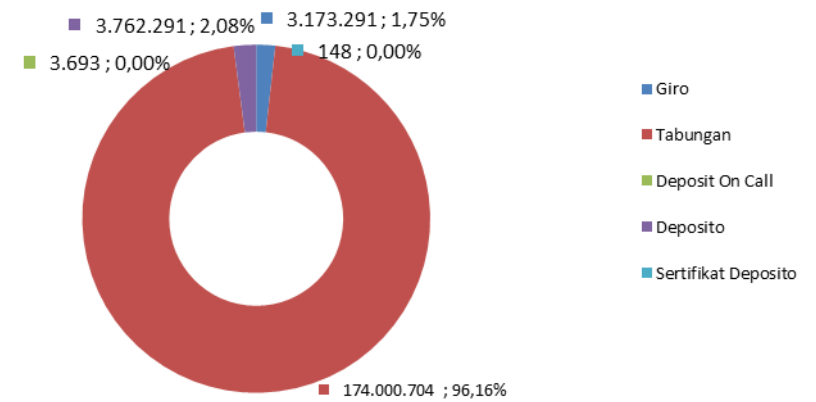
Tabel 2 Total Simpanan Berdasarkan Jenis Simpanan dan Valuta												
Jenis Simpanan	Mar-16				Apr-16				Δ			
	Rekening	%	Nominal (Rp Miliar)	%	Rekening	%	Nominal (Rp Miliar)	%	Δ Rekening	%	Δ Nominal (Rp Miliar)	%
<b>Giro</b>	<b>3.140.903</b>	<b>1,75%</b>	<b>1.067.497</b>	<b>23,46%</b>	<b>3.173.291</b>	<b>1,75%</b>	<b>1.068.540</b>	<b>23,42%</b>	<b>32.388</b>	<b>1,03%</b>	<b>1.043</b>	<b>0,10%</b>
Rupiah	2.934.015	93,41%	759.627	71,16%	2.967.745	93,52%	768.785	71,95%	33.730	1,15%	9.158	1,21%
Valas	206.888	6,59%	307.870	28,84%	205.546	6,48%	299.755	28,05%	(1.342)	-0,65%	(8.115)	-2,64%
<b>Tabungan</b>	<b>172.920.310</b>	<b>96,16%</b>	<b>1.328.909</b>	<b>29,20%</b>	<b>174.000.704</b>	<b>96,16%</b>	<b>1.342.619</b>	<b>29,43%</b>	<b>1.080.394</b>	<b>0,62%</b>	<b>13.710</b>	<b>1,03%</b>
Rupiah	172.194.964	99,58%	1.211.737	91,18%	173.277.005	99,58%	1.227.235	91,41%	1.082.041	0,63%	15.498	1,28%
Valas	725.346	0,42%	117.172	8,82%	723.699	0,42%	115.384	8,59%	(1.647)	-0,23%	(1.788)	-1,53%
<b>Deposit on Call</b>	<b>3.712</b>	<b>0,00%</b>	<b>87.159</b>	<b>1,92%</b>	<b>3.693</b>	<b>0,00%</b>	<b>84.025</b>	<b>1,84%</b>	<b>(19)</b>	<b>-0,51%</b>	<b>(3.134)</b>	<b>-3,60%</b>
Rupiah	3.390	91,33%	78.353	89,90%	3.333	90,25%	76.120	90,59%	(57)	-1,68%	(2.233)	-2,85%
Valas	322	8,67%	8.806	10,10%	360	9,75%	7.905	9,41%	38	11,80%	(901)	-10,24%
<b>Deposito</b>	<b>3.756.515</b>	<b>2,09%</b>	<b>2.058.916</b>	<b>45,24%</b>	<b>3.762.291</b>	<b>2,08%</b>	<b>2.059.797</b>	<b>45,15%</b>	<b>5.776</b>	<b>0,15%</b>	<b>881</b>	<b>0,04%</b>
Rupiah	3.601.370	95,87%	1.794.320	87,15%	3.609.224	95,93%	1.804.539	87,61%	7.854	0,22%	10.219	0,57%
Valas	155.145	4,13%	264.596	12,85%	153.067	4,07%	255.258	12,39%	(2.078)	-1,34%	(9.338)	-3,53%
<b>Sertifikat Deposito</b>	<b>160</b>	<b>0,00%</b>	<b>8.426</b>	<b>0,19%</b>	<b>148</b>	<b>0,00%</b>	<b>7.467</b>	<b>0,16%</b>	<b>(12)</b>	<b>-7,50%</b>	<b>(959)</b>	<b>-11,38%</b>
Rupiah	160	0,00%	8.426	100,00%	148	0,00%	7.467	100,00%	(12)	-7,50%	(959)	-11,38%
Valas	-	0,00%	-	0,00%	-	0,00%	-	0,00%	0	0,00%	0	0,00%
<b>Total</b>	<b>179.821.600</b>	<b>100,00%</b>	<b>4.550.907</b>	<b>100,00%</b>	<b>180.940.127</b>	<b>100,00%</b>	<b>4.562.449</b>	<b>100,00%</b>	<b>1.118.527</b>	<b>0,62%</b>	<b>11.542</b>	<b>0,25%</b>
Rupiah	178.733.899	99,40%	3.852.463	84,65%	179.857.455	99,40%	3.884.147	85,13%	1.123.556	0,63%	31.684	0,82%
Valas	1.087.701	0,60%	698.444	15,35%	1.082.672	0,60%	678.302	14,87%	(5.029)	-0,46%	(20.142)	-2,88%

Keterangan: Prosentase simpanan pada masing-masing jenis simpanan merupakan prosentase terhadap total simpanan

**Grafik 2a**  
**Distribusi Total Simpanan Berdasarkan Jenis Simpanan**



**Grafik 2b**  
**Distribusi Jumlah Rekening Berdasarkan Jenis Simpanan**

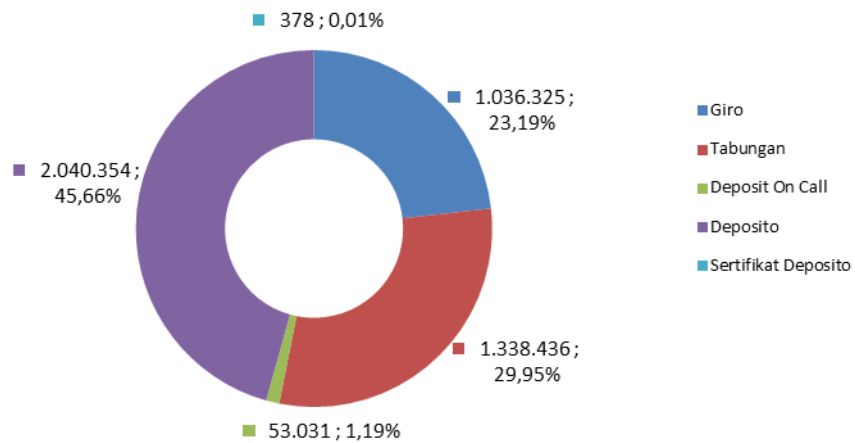


Tabel 3												
DPK Berdasarkan Jenis Simpanan dan Valuta												
Jenis Simpanan	Mar-16				Apr-16				Δ			
	Rekening	%	Nominal (Rp Miliar)	%	Rekening	%	Nominal (Rp Miliar)	%	Δ Rekening	%	Δ Nominal (Rp Miliar)	%
<b>Giro</b>	<b>3.129.862</b>	<b>1,74%</b>	<b>1.037.518</b>	<b>23,27%</b>	<b>3.162.500</b>	<b>1,75%</b>	<b>1.036.325</b>	<b>23,19%</b>	<b>32.638</b>	<b>1,04%</b>	<b>(1.193)</b>	<b>-0,11%</b>
Rupiah	2.923.396	93,40%	738.686	71,20%	2.957.363	93,51%	743.764	71,77%	33.967	1,16%	5.078	0,69%
Valas	206.466	6,60%	298.832	28,80%	205.137	6,49%	292.562	28,23%	(1.329)	-0,64%	(6.270)	-2,10%
<b>Tabungan</b>	<b>172.913.811</b>	<b>96,17%</b>	<b>1.324.617</b>	<b>29,71%</b>	<b>173.994.198</b>	<b>96,18%</b>	<b>1.338.436</b>	<b>29,95%</b>	<b>1.080.387</b>	<b>0,62%</b>	<b>13.819</b>	<b>1,04%</b>
Rupiah	172.188.479	99,58%	1.207.557	91,16%	173.270.513	99,58%	1.223.165	91,39%	1.082.034	0,63%	15.608	1,29%
Valas	725.332	0,42%	117.060	8,84%	723.685	0,42%	115.271	8,61%	(1.647)	-0,23%	(1.789)	-1,53%
<b>Deposit on Call</b>	<b>3.406</b>	<b>0,00%</b>	<b>56.444</b>	<b>1,27%</b>	<b>3.434</b>	<b>0,00%</b>	<b>53.031</b>	<b>1,19%</b>	<b>28</b>	<b>0,82%</b>	<b>(3.413)</b>	<b>-6,05%</b>
Rupiah	3.084	90,55%	47.638	84,40%	3.075	89,55%	45.218	85,27%	(9)	-0,29%	(2.420)	-5,08%
Valas	322	9,45%	8.806	15,60%	359	10,45%	7.812	14,73%	37	11,49%	(994)	-11,28%
<b>Deposito</b>	<b>3.747.280</b>	<b>2,08%</b>	<b>2.039.604</b>	<b>45,75%</b>	<b>3.753.213</b>	<b>2,07%</b>	<b>2.040.354</b>	<b>45,66%</b>	<b>5.933</b>	<b>0,16%</b>	<b>750</b>	<b>0,04%</b>
Rupiah	3.592.144	95,86%	1.776.305	87,09%	3.600.156	95,92%	1.786.432	87,55%	8.012	0,22%	10.127	0,57%
Valas	155.136	4,14%	263.299	12,91%	153.057	4,08%	253.922	12,45%	(2.079)	-1,34%	(9.377)	-3,56%
<b>Sertifikat Deposito</b>	<b>42</b>	<b>0,00%</b>	<b>377</b>	<b>0,01%</b>	<b>39</b>	<b>0,00%</b>	<b>378</b>	<b>0,01%</b>	<b>(3)</b>	<b>-7,14%</b>	<b>1</b>	<b>0,24%</b>
Rupiah	42	100,00%	377	100,00%	39	100,00%	378	100,00%	(3)	-7,14%	1	0,24%
Valas	-	0,00%	-	0,00%	-	0,00%	-	0,00%	0	0,00%	0	0,00%
<b>Total</b>	<b>179.794.401</b>	<b>100,00%</b>	<b>4.458.560</b>	<b>100,00%</b>	<b>180.913.384</b>	<b>100,00%</b>	<b>4.468.524</b>	<b>100,00%</b>	<b>1.118.983</b>	<b>0,62%</b>	<b>9.964</b>	<b>0,22%</b>
Rupiah	178.707.145	99,40%	3.770.563	84,57%	179.831.146	99,40%	3.798.957	85,02%	1.124.001	0,63%	28.394	0,75%
Valas	1.087.256	0,60%	687.997	15,43%	1.082.238	0,60%	669.567	14,98%	(5.018)	-0,46%	(18.430)	-2,68%

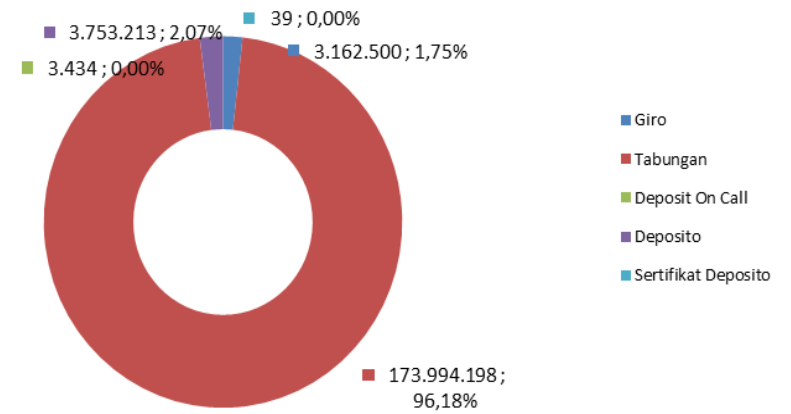
Keterangan: Prosentase simpanan pada masing-masing jenis simpanan merupakan prosentase terhadap total simpanan



**Grafik 3a**  
**Distribusi Nominal DPK Berdasarkan Jenis Simpanan**



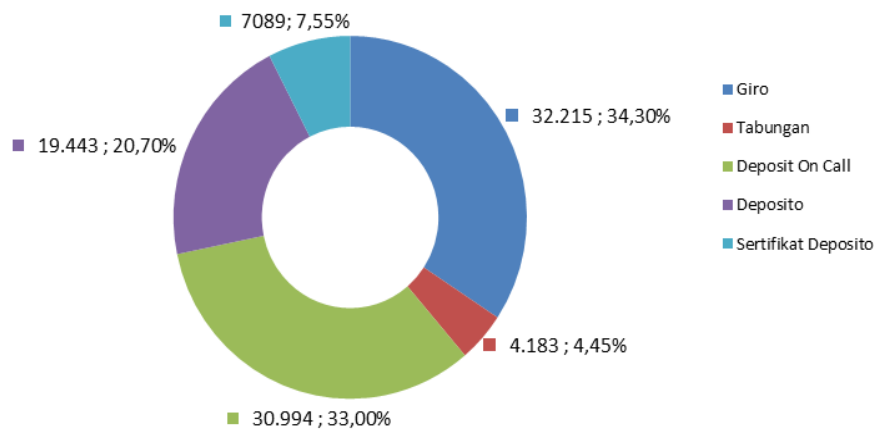
**Grafik 3b**  
**Distribusi Rekening DPK Berdasarkan Jenis Simpanan**



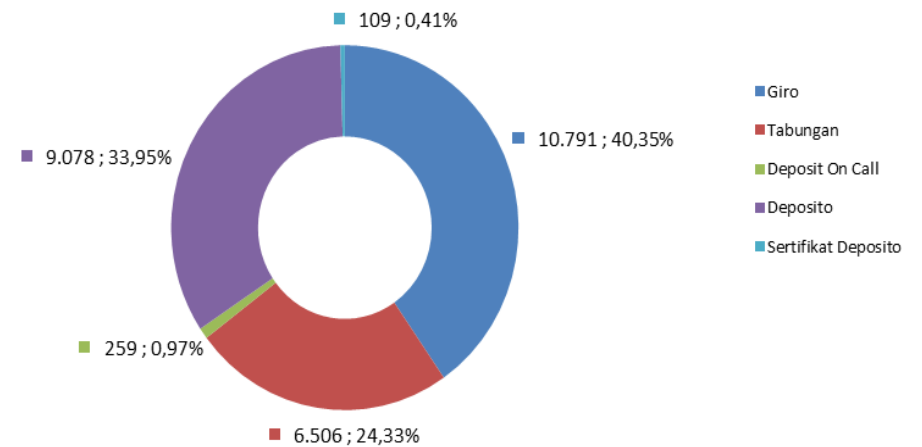
Tabel 4												
Simpanan Dari Bank Lain Berdasarkan Jenis Simpanan dan Valuta												
Jenis Simpanan	Mar-16				Apr-16				Δ			
	Rekening	%	Nominal (Rp Miliar)	%	Rekening	%	Nominal (Rp Miliar)	%	Δ Rekening	%	Δ Nominal (Rp Miliar)	%
<b>Giro</b>	<b>11.041</b>	<b>40,59%</b>	<b>29.979</b>	<b>32,46%</b>	<b>10.791</b>	<b>40,35%</b>	<b>32.215</b>	<b>34,30%</b>	<b>(250)</b>	<b>-2,26%</b>	<b>2.236</b>	<b>7,46%</b>
Rupiah	10.619	96,18%	20.941	69,85%	10.382	96,21%	25.022	77,67%	(237)	-2,23%	4.081	19,49%
Valas	422	3,82%	9.038	30,15%	409	3,79%	7.193	22,33%	(13)	-3,08%	(1.845)	-20,41%
<b>Tabungan</b>	<b>6.499</b>	<b>23,89%</b>	<b>4.292</b>	<b>4,65%</b>	<b>6.506</b>	<b>24,33%</b>	<b>4.183</b>	<b>4,45%</b>	<b>7</b>	<b>0,11%</b>	<b>(109)</b>	<b>-2,54%</b>
Rupiah	6.485	99,78%	4.180	97,39%	6.492	99,78%	4.070	97,30%	7	0,11%	(110)	-2,63%
Valas	14	0,22%	112	2,61%	14	0,22%	113	2,70%	0	0,00%	1	0,86%
<b>Deposit on Call</b>	<b>306</b>	<b>1,13%</b>	<b>30.715</b>	<b>33,26%</b>	<b>259</b>	<b>0,97%</b>	<b>30.994</b>	<b>33,00%</b>	<b>(47)</b>	<b>-15,36%</b>	<b>279</b>	<b>0,91%</b>
Rupiah	306	100,00%	30.715	100,00%	258	99,61%	30.902	99,70%	(48)	-15,69%	187	0,61%
Valas	-	0,00%	-	0,00%	1	0,39%	92	0,30%	1	-2,13%	92	33,04%
<b>Deposito</b>	<b>9.235</b>	<b>33,95%</b>	<b>19.311</b>	<b>20,91%</b>	<b>9.078</b>	<b>33,95%</b>	<b>19.443</b>	<b>20,70%</b>	<b>(157)</b>	<b>-1,70%</b>	<b>132</b>	<b>0,68%</b>
Rupiah	9.226	99,90%	18.014	93,28%	9.068	99,89%	18.107	93,13%	(158)	-1,71%	93	0,52%
Valas	9	0,10%	1.297	6,72%	10	0,11%	1.336	6,87%	1	11,11%	39	2,99%
<b>Sertifikat Deposito</b>	<b>118</b>	<b>0,43%</b>	<b>8.049</b>	<b>8,72%</b>	<b>109</b>	<b>0,41%</b>	<b>7.089</b>	<b>7,55%</b>	<b>(9)</b>	<b>-0,01%</b>	<b>(960)</b>	<b>-11,93%</b>
Rupiah	118	0,00%	8.049	0,00%	109	100,00%	7.089	0,00%	(9)	0,00%	(960)	-11,93%
Valas	-	0,00%	-	0,00%	-	0,00%	-	0,00%	0	0,00%	0	0,00%
<b>Total</b>	<b>27.199</b>	<b>100,00%</b>	<b>92.346</b>	<b>100,00%</b>	<b>26.743</b>	<b>100,00%</b>	<b>93.925</b>	<b>100,00%</b>	<b>(456)</b>	<b>-1,68%</b>	<b>1.579</b>	<b>1,71%</b>
Rupiah	26.754	98,36%	81.899	88,69%	26.309	98,38%	85.190	90,70%	(445)	-1,66%	3.291	4,02%
Valas	445	1,64%	10.447	11,31%	434	1,62%	8.734	9,30%	(11)	-2,47%	(1.713)	-16,39%

Keterangan: Prosentase simpanan pada masing-masing jenis simpanan merupakan prosentase terhadap total simpanan

**Grafik 4a**  
**Distribusi Nominal Simpanan dari Bank Lain**  
**Berdasarkan Jenis Simpanan**



**Grafik 4b**  
**Distribusi Rekening Simpanan dari Bank Lain**  
**Berdasarkan Jenis Simpanan**



### III. DISTRIBUSI SIMPANAN BERDASARKAN SEGMENT NOMINAL SIMPANAN

Tabel 5 Total Simpanan Berdasarkan Segmen Nominal dan Valuta												
Nominal Simpanan	Mar-16				Apr-16				Δ			
	Rekening	%	Nominal (Rp Miliar)	%	Rekening	%	Nominal (Rp Miliar)	%	Δ Rekening	%	Δ Nominal (Rp Miliar)	%
N ≤ 100 Jt	<b>175.904.630</b>	<b>97,82%</b>	<b>644.311</b>	<b>14,16%</b>	<b>176.990.021</b>	<b>97,82%</b>	<b>654.671</b>	<b>14,35%</b>	<b>1.085.391</b>	<b>0,62%</b>	<b>10.360</b>	<b>1,61%</b>
Rupiah	175.129.443	99,56%	630.261	97,82%	176.216.141	99,56%	640.638	97,86%	1.086.698	0,62%	10.377	1,65%
Valas	775.187	0,44%	14.050	2,18%	773.880	0,44%	14.032	2,14%	(1.307)	-0,17%	(18)	-0,13%
100 Jt < N ≤ 200 Jt	<b>1.770.481</b>	<b>0,98%</b>	<b>248.664</b>	<b>5,46%</b>	<b>1.789.954</b>	<b>0,99%</b>	<b>251.338</b>	<b>5,51%</b>	<b>19.473</b>	<b>1,10%</b>	<b>2.674</b>	<b>1,08%</b>
Rupiah	1.663.048	93,93%	233.465	93,89%	1.683.209	94,04%	236.247	94,00%	20.161	1,21%	2.782	1,19%
Valas	107.433	6,07%	15.199	6,11%	106.745	5,96%	15.091	6,00%	(688)	-0,64%	(108)	-0,71%
200 Jt < N ≤ 500 Jt	<b>1.191.807</b>	<b>0,66%</b>	<b>384.861</b>	<b>8,46%</b>	<b>1.203.866</b>	<b>0,67%</b>	<b>388.301</b>	<b>8,51%</b>	<b>12.059</b>	<b>1,01%</b>	<b>3.440</b>	<b>0,89%</b>
Rupiah	1.095.447	91,91%	354.438	92,10%	1.108.753	92,10%	358.263	92,26%	13.306	1,21%	3.825	1,08%
Valas	96.360	8,09%	30.423	7,90%	95.113	7,90%	30.038	7,74%	(1.247)	-1,29%	(385)	-1,26%
500 Jt < N ≤ 1 M	<b>489.339</b>	<b>0,27%</b>	<b>361.531</b>	<b>7,94%</b>	<b>491.826</b>	<b>0,27%</b>	<b>362.815</b>	<b>7,95%</b>	<b>2.487</b>	<b>0,51%</b>	<b>1.284</b>	<b>0,36%</b>
Rupiah	441.678	90,26%	328.363	90,83%	444.742	90,43%	330.050	90,97%	3.064	0,69%	1.687	0,51%
Valas	47.661	9,74%	33.168	9,17%	47.084	9,57%	32.765	9,03%	(577)	-1,21%	(403)	-1,21%
1 M < N ≤ 2 M	<b>243.243</b>	<b>0,14%</b>	<b>347.514</b>	<b>7,64%</b>	<b>242.926</b>	<b>0,13%</b>	<b>346.946</b>	<b>7,60%</b>	<b>(317)</b>	<b>-0,13%</b>	<b>(568)</b>	<b>-0,16%</b>
Rupiah	214.650	88,25%	307.804	88,57%	214.678	88,37%	307.732	88,70%	28	0,01%	(72)	-0,02%
Valas	28.593	11,75%	39.710	11,43%	28.248	11,63%	39.214	11,30%	(345)	-1,21%	(496)	-1,25%
2 M < N ≤ 5 M	<b>143.923</b>	<b>0,08%</b>	<b>448.940</b>	<b>9,86%</b>	<b>143.768</b>	<b>0,08%</b>	<b>448.474</b>	<b>9,83%</b>	<b>(155)</b>	<b>-0,11%</b>	<b>(466)</b>	<b>-0,10%</b>
Rupiah	126.588	87,96%	395.188	88,03%	127.071	88,39%	396.775	88,47%	483	0,38%	1.587	0,40%
Valas	17.335	12,04%	53.752	11,97%	16.697	11,61%	51.699	11,53%	(638)	-3,68%	(2.053)	-3,82%
N > 5 M	<b>78.177</b>	<b>0,04%</b>	<b>2.115.086</b>	<b>46,48%</b>	<b>77.766</b>	<b>0,04%</b>	<b>2.109.903</b>	<b>46,24%</b>	<b>(411)</b>	<b>-0,53%</b>	<b>(5.183)</b>	<b>-0,25%</b>
Rupiah	63.045	80,64%	1.602.943	75,79%	62.861	80,83%	1.614.442	76,52%	(184)	-0,29%	11.499	0,72%
Valas	15.132	19,36%	512.143	24,21%	14.905	19,17%	495.461	23,48%	(227)	-1,50%	(16.682)	-3,26%
Total	<b>179.821.600</b>	<b>100,00%</b>	<b>4.550.907</b>	<b>100,00%</b>	<b>180.940.127</b>	<b>100,00%</b>	<b>4.562.449</b>	<b>100,00%</b>	<b>1.118.527</b>	<b>0,62%</b>	<b>11.542</b>	<b>0,25%</b>
Rupiah	178.733.899	99,40%	3.852.462	84,65%	179.857.455	99,40%	3.884.147	85,13%	1.123.556	0,63%	31.685	0,82%
Valas	1.087.701	0,60%	698.445	15,35%	1.082.672	0,60%	678.302	14,87%	(5.029)	-0,46%	(20.143)	-2,88%

Keterangan: Prosentase simpanan pada masing-masing segmen nominal simpanan merupakan prosentase terhadap total simpanan

Tabel 6												
DPK Berdasarkan Segmen Nominal dan Valuta												
Nominal Simpanan	Mar-16				Apr-16				Δ			
	Rekening	%	Nominal (Rp Miliar)	%	Rekening	%	Nominal (Rp Miliar)	%	Δ Rekening	%	Δ Nominal (Rp Miliar)	%
<b>N ≤ 100 Jt</b>	<b>175.892.876</b>	<b>97,83%</b>	<b>644.014</b>	<b>14,44%</b>	<b>176.978.465</b>	<b>97,82%</b>	<b>654.352</b>	<b>14,64%</b>	<b>1.085.589</b>	<b>0,62%</b>	<b>10.338</b>	<b>1,61%</b>
Rupiah	175.117.830	99,56%	629.966	97,82%	176.204.717	99,56%	640.343	97,86%	1.086.887	0,62%	10.377	1,65%
Valas	775.046	0,44%	14.048	2,18%	773.748	0,44%	14.009	2,14%	(1.298)	-0,17%	(39)	-0,27%
<b>100 Jt &lt; N ≤ 200 Jt</b>	<b>1.767.721</b>	<b>0,98%</b>	<b>248.253</b>	<b>5,57%</b>	<b>1.787.242</b>	<b>0,99%</b>	<b>250.937</b>	<b>5,62%</b>	<b>19.521</b>	<b>1,10%</b>	<b>2.684</b>	<b>1,08%</b>
Rupiah	1.660.322	93,92%	233.058	93,88%	1.680.528	94,03%	235.850	93,99%	20.206	1,22%	2.792	1,20%
Valas	107.399	6,08%	15.195	6,12%	106.714	5,97%	15.087	6,01%	(685)	-0,64%	(108)	-0,71%
<b>200 Jt &lt; N ≤ 500 Jt</b>	<b>1.187.655</b>	<b>0,66%</b>	<b>383.367</b>	<b>8,60%</b>	<b>1.199.698</b>	<b>0,66%</b>	<b>386.795</b>	<b>8,66%</b>	<b>12.043</b>	<b>1,01%</b>	<b>3.428</b>	<b>0,89%</b>
Rupiah	1.091.322	91,89%	352.952	92,07%	1.104.618	92,07%	356.768	92,24%	13.296	1,22%	3.816	1,08%
Valas	96.333	8,11%	30.415	7,93%	95.080	7,93%	30.028	7,76%	(1.253)	-1,30%	(387)	-1,27%
<b>500 Jt &lt; N ≤ 1 M</b>	<b>485.680</b>	<b>0,27%</b>	<b>358.460</b>	<b>8,04%</b>	<b>488.341</b>	<b>0,27%</b>	<b>359.897</b>	<b>8,05%</b>	<b>2.661</b>	<b>0,55%</b>	<b>1.437</b>	<b>0,40%</b>
Rupiah	438.045	90,19%	325.311	90,75%	441.283	90,36%	327.150	90,90%	3.238	0,74%	1.839	0,57%
Valas	47.635	9,81%	33.149	9,25%	47.058	9,64%	32.746	9,10%	(577)	-1,21%	(403)	-1,21%
<b>1 M &lt; N ≤ 2 M</b>	<b>241.316</b>	<b>0,13%</b>	<b>344.554</b>	<b>7,73%</b>	<b>241.018</b>	<b>0,13%</b>	<b>344.024</b>	<b>7,70%</b>	<b>(298)</b>	<b>-0,12%</b>	<b>(530)</b>	<b>-0,15%</b>
Rupiah	212.760	88,17%	304.896	88,49%	212.808	88,30%	304.862	88,62%	48	0,02%	(34)	-0,01%
Valas	28.556	11,83%	39.658	11,51%	28.210	11,70%	39.162	11,38%	(346)	-1,21%	(496)	-1,25%
<b>2 M &lt; N ≤ 5 M</b>	<b>142.460</b>	<b>0,08%</b>	<b>443.956</b>	<b>9,96%</b>	<b>142.290</b>	<b>0,08%</b>	<b>443.459</b>	<b>9,92%</b>	<b>(170)</b>	<b>-0,12%</b>	<b>(497)</b>	<b>-0,11%</b>
Rupiah	125.165	87,86%	390.343	87,92%	125.628	88,29%	391.876	88,37%	463	0,37%	1.533	0,39%
Valas	17.295	12,14%	53.613	12,08%	16.662	11,71%	51.583	11,63%	(633)	-3,66%	(2.030)	-3,79%
<b>N &gt; 5 M</b>	<b>76.693</b>	<b>0,04%</b>	<b>2.035.958</b>	<b>45,66%</b>	<b>76.330</b>	<b>0,04%</b>	<b>2.029.060</b>	<b>45,41%</b>	<b>(363)</b>	<b>-0,47%</b>	<b>(6.898)</b>	<b>-0,34%</b>
Rupiah	61.701	80,45%	1.534.037	75,35%	61.564	80,66%	1.542.107	76,00%	(137)	-0,22%	8.070	0,53%
Valas	14.992	19,55%	501.921	24,65%	14.766	19,34%	486.952	24,00%	(226)	-1,51%	(14.969)	-2,98%
<b>Total</b>	<b>179.794.401</b>	<b>100,00%</b>	<b>4.458.562</b>	<b>100,00%</b>	<b>180.913.384</b>	<b>100,00%</b>	<b>4.468.524</b>	<b>100,00%</b>	<b>1.118.983</b>	<b>0,62%</b>	<b>9.962</b>	<b>0,22%</b>
Rupiah	178.707.145	99,40%	3.770.563	84,57%	179.831.146	99,40%	3.798.957	85,02%	1.124.001	0,63%	28.394	0,75%
Valas	1.087.256	0,60%	687.999	15,43%	1.082.238	0,60%	669.567	14,98%	(5.018)	-0,46%	(18.432)	-2,68%

Keterangan: Prosentase simpanan pada masing-masing segmen nominal simpanan merupakan prosentase terhadap total simpanan

Tabel 7												
Simpanan Dari Bank Lain Berdasarkan Segmen Nominal dan Valuta												
Nominal Simpanan	Mar-16				Apr-16				Δ			
	Rekening	%	Nominal (Rp Miliar)	%	Rekening	%	Nominal (Rp Miliar)	%	Δ Rekening	%	Δ Nominal (Rp Miliar)	%
<b>N ≤ 100 Jt</b>	<b>11.754</b>	<b>43,21%</b>	<b>297</b>	<b>0,32%</b>	<b>11.556</b>	<b>43,21%</b>	<b>318</b>	<b>0,34%</b>	<b>(198)</b>	<b>-1,68%</b>	<b>21</b>	<b>7,10%</b>
Rupiah	11.613	98,80%	295	99,33%	11.424	98,86%	295	92,84%	(189)	-1,63%	0	0,10%
Valas	141	1,20%	2	0,67%	132	1,14%	23	7,16%	(9)	-6,38%	21	1038,97%
<b>100 Jt &lt; N ≤ 200 Jt</b>	<b>2.760</b>	<b>10,15%</b>	<b>412</b>	<b>0,45%</b>	<b>2.712</b>	<b>10,14%</b>	<b>401</b>	<b>0,43%</b>	<b>(48)</b>	<b>-1,74%</b>	<b>(11)</b>	<b>-2,65%</b>
Rupiah	2.726	98,77%	407	98,79%	2.681	98,86%	396	98,85%	(45)	-1,65%	(11)	-2,59%
Valas	34	1,23%	5	1,21%	31	1,14%	5	1,15%	(3)	-8,82%	(0)	-7,64%
<b>200 Jt &lt; N ≤ 500 Jt</b>	<b>4.152</b>	<b>15,27%</b>	<b>1.494</b>	<b>1,62%</b>	<b>4.168</b>	<b>15,59%</b>	<b>1.506</b>	<b>1,60%</b>	<b>16</b>	<b>0,39%</b>	<b>12</b>	<b>0,79%</b>
Rupiah	4.125	99,35%	1.486	99,46%	4.135	99,21%	1.495	99,29%	10	0,24%	9	0,61%
Valas	27	0,65%	8	0,54%	33	0,79%	11	0,71%	6	22,22%	3	33,08%
<b>500 Jt &lt; N ≤ 1 M</b>	<b>3.659</b>	<b>13,45%</b>	<b>3.071</b>	<b>3,33%</b>	<b>3.485</b>	<b>13,03%</b>	<b>2.918</b>	<b>3,11%</b>	<b>(174)</b>	<b>-4,76%</b>	<b>(153)</b>	<b>-4,97%</b>
Rupiah	3.633	99,29%	3.052	99,38%	3.459	99,25%	2.899	99,34%	(174)	-4,79%	(153)	-5,00%
Valas	26	0,71%	19	0,62%	26	0,75%	19	0,66%	0	0,00%	0	0,77%
<b>1 M &lt; N ≤ 2 M</b>	<b>1.927</b>	<b>7,08%</b>	<b>2.960</b>	<b>3,21%</b>	<b>1.908</b>	<b>7,13%</b>	<b>2.922</b>	<b>3,11%</b>	<b>(19)</b>	<b>-0,99%</b>	<b>(38)</b>	<b>-1,27%</b>
Rupiah	1.890	98,08%	2.908	98,24%	1.870	98,01%	2.870	98,21%	(20)	-1,06%	(38)	-1,31%
Valas	37	1,92%	52	1,76%	38	1,99%	52	1,79%	1	2,70%	0	0,62%
<b>2 M &lt; N ≤ 5 M</b>	<b>1.463</b>	<b>5,38%</b>	<b>4.984</b>	<b>5,40%</b>	<b>1.478</b>	<b>5,53%</b>	<b>5.015</b>	<b>5,34%</b>	<b>15</b>	<b>1,03%</b>	<b>31</b>	<b>0,62%</b>
Rupiah	1.423	97,27%	4.845	97,21%	1.443	97,63%	4.899	97,69%	20	1,41%	54	1,11%
Valas	40	2,73%	139	2,79%	35	2,37%	116	2,31%	(5)	-12,50%	(23)	-16,55%
<b>N &gt; 5 M</b>	<b>1.484</b>	<b>5,46%</b>	<b>79.128</b>	<b>85,69%</b>	<b>1.436</b>	<b>5,37%</b>	<b>80.844</b>	<b>86,07%</b>	<b>(48)</b>	<b>-3,23%</b>	<b>1.716</b>	<b>2,17%</b>
Rupiah	1.344	90,57%	68.906	87,08%	1.297	90,32%	72.335	89,48%	(47)	-3,50%	3.429	4,98%
Valas	140	9,43%	10.222	12,92%	139	9,68%	8.509	10,52%	(1)	-0,71%	(1.713)	-16,76%
<b>Total</b>	<b>27.199</b>	<b>100,00%</b>	<b>92.346</b>	<b>100,00%</b>	<b>26.743</b>	<b>100,00%</b>	<b>93.925</b>	<b>100,00%</b>	<b>(456)</b>	<b>-1,68%</b>	<b>1.579</b>	<b>1,71%</b>
Rupiah	26.754	98,36%	81.899	88,69%	26.309	98,38%	85.190	90,70%	(445)	-1,66%	3.291	4,02%
Valas	445	1,64%	10.447	11,31%	434	1,62%	8.734	9,30%	(11)	-2,47%	(1.713)	-16,39%

Keterangan: Prosentase simpanan pada masing-masing segmen nominal simpanan merupakan prosentase terhadap total simpanan

#### IV. DISTRIBUSI SIMPANAN BERDASARKAN BESARAN NILAI SIMPANAN YANG DIJAMIN

Tabel 8 Total Simpanan Berdasarkan Besaran Nilai Simpanan yang Dijamin dan Valuta												
Nominal Simpanan	Mar-16				Apr-16				Δ			
	Rekening	%	Nominal (Rp Miliar)	%	Rekening	%	Nominal (Rp Miliar)	%	Δ Rekening	%	Δ Nominal (Rp Miliar)	%
<b>N ≤ 2 M</b>	<b>179.599.500</b>	<b>99,88%</b>	<b>1.986.881</b>	<b>43,66%</b>	<b>180.718.593</b>	<b>99,88%</b>	<b>2.004.071</b>	<b>43,93%</b>	<b>1.119.093</b>	<b>0,62%</b>	<b>17.190</b>	<b>0,87%</b>
Rupiah	178.544.266	99,41%	1.854.331	93,33%	179.667.523	99,42%	1.872.930	93,46%	1.123.257	0,63%	18.599	1,00%
Valas	1.055.234	0,59%	132.550	6,67%	1.051.070	0,58%	131.141	6,54%	(4.164)	-0,39%	(1.409)	-1,06%
<b>N &gt; 2 M</b>	<b>222.100</b>	<b>0,12%</b>	<b>2.564.026</b>	<b>56,34%</b>	<b>221.534</b>	<b>0,12%</b>	<b>2.558.378</b>	<b>56,07%</b>	<b>(566)</b>	<b>-0,25%</b>	<b>(5.648)</b>	<b>-0,22%</b>
Rupiah	189.633	85,38%	1.998.131	77,93%	189.932	85,73%	2.011.217	78,61%	299	0,16%	13.086	0,65%
Valas	32.467	14,62%	565.895	22,07%	31.602	14,27%	547.160	21,39%	(865)	-2,66%	(18.735)	-3,31%
<b>Total</b>	<b>179.821.600</b>	<b>100,00%</b>	<b>4.550.907</b>	<b>100,00%</b>	<b>180.940.127</b>	<b>100,00%</b>	<b>4.562.449</b>	<b>100,00%</b>	<b>1.118.527</b>	<b>0,62%</b>	<b>11.542</b>	<b>0,25%</b>
Rupiah	178.733.899	99,40%	3.852.462	84,65%	179.857.455	99,40%	3.884.147	85,13%	1.123.556	0,63%	31.685	0,82%
Valas	1.087.701	0,60%	698.445	15,35%	1.082.672	0,60%	678.302	14,87%	(5.029)	-0,46%	(20.143)	-2,88%

Keterangan: Prosentase simpanan pada masing-masing segmen nominal simpanan merupakan prosentase terhadap total simpanan

Tabel 9												
DPK Berdasarkan Besaran Nilai Simpanan yang Dijamin dan Valuta												
Nominal Simpanan	Mar-16				Apr-16				Δ			
	Rekening	%	Nominal (Rp Miliar)	%	Rekening	%	Nominal (Rp Miliar)	%	Δ Rekening	%	Δ Nominal (Rp Miliar)	%
<b>N ≤ 2 M</b>	<b>179.575.248</b>	<b>99,88%</b>	<b>1.978.648</b>	<b>44,38%</b>	<b>180.694.764</b>	<b>99,88%</b>	<b>1.996.005</b>	<b>44,67%</b>	<b>1.119.516</b>	<b>0,62%</b>	<b>17.357</b>	<b>0,88%</b>
Rupiah	178.520.279	99,41%	1.846.183	93,31%	179.643.954	99,42%	1.864.973	93,44%	1.123.675	0,63%	18.790	1,02%
Valas	1.054.969	0,59%	132.465	6,69%	1.050.810	0,58%	131.032	6,56%	(4.159)	-0,39%	(1.433)	-1,08%
<b>N &gt; 2 M</b>	<b>219.153</b>	<b>0,12%</b>	<b>2.479.914</b>	<b>55,62%</b>	<b>218.620</b>	<b>0,12%</b>	<b>2.472.519</b>	<b>55,33%</b>	<b>(533)</b>	<b>-0,24%</b>	<b>(7.395)</b>	<b>-0,30%</b>
Rupiah	186.866	85,27%	1.924.380	77,60%	187.192	85,62%	1.933.983	78,22%	326	0,17%	9.603	0,50%
Valas	32.287	14,73%	555.534	22,40%	31.428	14,38%	538.536	21,78%	(859)	-2,66%	(16.998)	-3,06%
<b>Total</b>	<b>179.794.401</b>	<b>100,00%</b>	<b>4.458.562</b>	<b>100,00%</b>	<b>180.913.384</b>	<b>100,00%</b>	<b>4.468.524</b>	<b>100,00%</b>	<b>1.118.983</b>	<b>0,62%</b>	<b>9.962</b>	<b>0,22%</b>
Rupiah	178.707.145	99,40%	3.770.563	84,57%	179.831.146	99,40%	3.798.957	85,02%	1.124.001	0,63%	28.394	0,75%
Valas	1.087.256	0,60%	687.999	15,43%	1.082.238	0,60%	669.567	14,98%	(5.018)	-0,46%	(18.432)	-2,68%

Keterangan: Prosentase simpanan pada masing-masing segmen nominal simpanan merupakan prosentase terhadap total simpanan



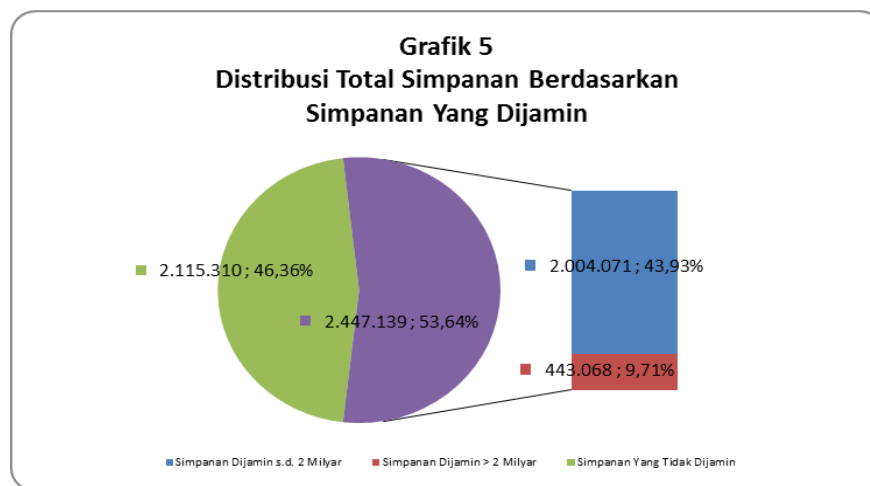
Tabel 10												
Simpanan Dari Bank Lain Berdasarkan Besaran Nilai Simpanan yang Dijamin dan Valuta												
Nominal Simpanan	Mar-16				Apr-16				Δ			
	Rekening	%	Nominal (Rp Miliar)	%	Rekening	%	Nominal (Rp Miliar)	%	Δ Rekening	%	Δ Nominal (Rp Miliar)	%
<b>N ≤ 2 M</b>	<b>24.252</b>	<b>89,17%</b>	<b>8.234</b>	<b>8,92%</b>	<b>23.829</b>	<b>89,10%</b>	<b>8.066</b>	<b>8,59%</b>	<b>(423)</b>	<b>-1,74%</b>	<b>(168)</b>	<b>-2,04%</b>
Rupiah	23.987	98,91%	8.148	98,96%	23.569	98,91%	7.956	98,64%	(418)	-1,74%	(192)	-2,35%
Valas	265	1,09%	86	1,04%	260	1,09%	110	1,36%	(5)	-1,89%	24	27,34%
<b>N &gt; 2 M</b>	<b>2.947</b>	<b>10,83%</b>	<b>84.112</b>	<b>91,08%</b>	<b>2.914</b>	<b>10,90%</b>	<b>85.859</b>	<b>91,41%</b>	<b>(33)</b>	<b>-1,12%</b>	<b>1.747</b>	<b>2,08%</b>
Rupiah	2.767	93,89%	73.751	87,68%	2.740	94,03%	77.234	89,95%	(27)	-0,98%	3.483	4,72%
Valas	180	6,11%	10.361	12,32%	174	5,97%	8.625	10,05%	(6)	-3,33%	(1.736)	-16,76%
<b>Total</b>	<b>27.199</b>	<b>100,00%</b>	<b>92.346</b>	<b>100,00%</b>	<b>26.743</b>	<b>100,00%</b>	<b>93.925</b>	<b>100,00%</b>	<b>(456)</b>	<b>-1,68%</b>	<b>1.579</b>	<b>1,71%</b>
Rupiah	26.754	98,36%	81.899	88,69%	26.309	98,38%	85.190	90,70%	(445)	-1,66%	3.291	4,02%
Valas	445	1,64%	10.447	11,31%	434	1,62%	8.734	9,30%	(11)	-2,47%	(1.713)	-16,39%

Keterangan: Prosentase simpanan pada masing-masing segmen nominal simpanan merupakan prosentase terhadap total simpanan

## V. DISTRIBUSI SIMPANAN YANG DIJAMIN

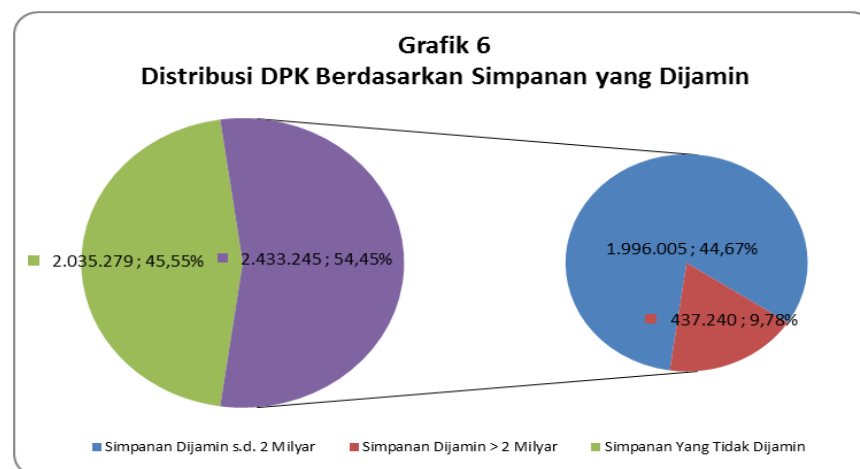
Tabel 11 Total Simpanan Berdasarkan Simpanan Yang Dijamin dan Valuta												
Nominal Simpanan	Mar-16				Apr-16				Δ			
	Rekening	%	Nominal (Rp Miliar)	%	Rekening	%	Nominal (Rp Miliar)	%	Δ Rekening	%	Δ Nominal (Rp Miliar)	%
<b>N ≤ 2 M</b>	<b>179.599.500</b>	<b>99,88%</b>	<b>1.986.882</b>	<b>81,73%</b>	<b>180.718.593</b>	<b>99,88%</b>	<b>2.004.071</b>	<b>81,89%</b>	<b>1.119.093</b>	<b>0,62%</b>	<b>17.189</b>	<b>0,87%</b>
Rupiah	178.544.266	99,41%	1.854.331	93,33%	179.667.523	99,42%	1.872.930	93,46%	1.123.257	0,63%	18.599	1,00%
Valas	1.055.234	0,59%	132.551	6,67%	1.051.070	0,58%	131.141	6,54%	(4.164)	-0,39%	(1.410)	-1,06%
<b>N &gt; 2 M</b>	<b>222.100</b>	<b>0,12%</b>	<b>444.200</b>	<b>18,27%</b>	<b>221.534</b>	<b>0,12%</b>	<b>443.068</b>	<b>18,11%</b>	<b>(566)</b>	<b>-0,25%</b>	<b>(1.132)</b>	<b>-0,25%</b>
Rupiah	189.633	85,38%	379.266	85,38%	189.932	85,73%	379.864	85,73%	299	0,16%	598	0,16%
Valas	32.467	14,62%	64.934	14,62%	31.602	14,27%	63.204	14,27%	(865)	-2,66%	(1.730)	-2,66%
<b>Total</b>	<b>179.821.600</b>	<b>100,00%</b>	<b>2.431.082</b>	<b>100,00%</b>	<b>180.940.127</b>	<b>100,00%</b>	<b>2.447.139</b>	<b>100,00%</b>	<b>1.118.527</b>	<b>0,62%</b>	<b>16.057</b>	<b>0,66%</b>
Rupiah	178.733.899	99,40%	2.233.597	91,88%	179.857.455	99,40%	2.252.794	92,06%	1.123.556	0,63%	19.197	0,86%
Valas	1.087.701	0,60%	197.485	8,12%	1.082.672	0,60%	194.345	7,94%	(5.029)	-0,46%	(3.140)	-1,59%

Keterangan: Prosentase simpanan pada masing-masing segmen nominal simpanan merupakan prosentase terhadap total simpanan



Tabel 12												
DPK berdasarkan Simpanan yang Dijamin dan Valuta												
Nominal Simpanan	Mar-16				Apr-16				Δ			
	Rekening	%	Nominal (Rp Miliar)	%	Rekening	%	Nominal (Rp Miliar)	%	Δ Rekening	%	Δ Nominal (Rp Miliar)	%
<b>N ≤ 2 M</b>	<b>179.575.248</b>	<b>99,88%</b>	<b>1.978.648</b>	<b>81,87%</b>	<b>180.694.764</b>	<b>99,88%</b>	<b>1.996.005</b>	<b>82,03%</b>	<b>1.119.516</b>	<b>0,62%</b>	<b>17.357</b>	<b>0,88%</b>
Rupiah	178.520.279	99,41%	1.846.183	93,31%	179.643.954	99,42%	1.864.973	93,44%	1.123.675	0,63%	18.790	1,02%
Valas	1.054.969	0,59%	132.465	6,69%	1.050.810	0,58%	131.032	6,56%	(4.159)	-0,39%	(1.433)	-1,08%
<b>N &gt; 2 M</b>	<b>219.153</b>	<b>0,12%</b>	<b>438.306</b>	<b>18,13%</b>	<b>218.620</b>	<b>0,12%</b>	<b>437.240</b>	<b>17,97%</b>	<b>(533)</b>	<b>-0,24%</b>	<b>(1.066)</b>	<b>-0,24%</b>
Rupiah	186.866	85,27%	373.732	85,27%	187.192	85,62%	374.384	85,62%	326	0,17%	652	0,17%
Valas	32.287	14,73%	64.574	14,73%	31.428	14,38%	62.856	14,38%	(859)	-2,66%	(1.718)	-2,66%
<b>Total</b>	<b>179.794.401</b>	<b>100,00%</b>	<b>2.416.954</b>	<b>100,00%</b>	<b>180.913.384</b>	<b>100,00%</b>	<b>2.433.245</b>	<b>100,00%</b>	<b>1.118.983</b>	<b>0,62%</b>	<b>16.291</b>	<b>0,67%</b>
Rupiah	178.707.145	99,40%	2.219.915	91,85%	179.831.146	99,40%	2.239.357	92,03%	1.124.001	0,63%	19.442	0,88%
Valas	1.087.256	0,60%	197.039	8,15%	1.082.238	0,60%	193.888	7,97%	(5.018)	-0,46%	(3.151)	-1,60%

Keterangan: Prosentase simpanan pada masing-masing segmen nominal simpanan merupakan prosentase terhadap total simpanan



Tabel 13												
Simpanan Dari Bank Lain Berdasarkan Simpanan Yang Dijamin dan Valuta												
Nominal Simpanan	Mar-16				Apr-16				Δ			
	Rekening	%	Nominal (Rp Miliar)	%	Rekening	%	Nominal (Rp Miliar)	%	Δ Rekening	%	Δ Nominal (Rp Miliar)	%
<b>N ≤ 2 M</b>	<b>24.252</b>	<b>89,17%</b>	<b>8.234</b>	<b>58,28%</b>	<b>23.829</b>	<b>89,10%</b>	<b>8.066</b>	<b>58,05%</b>	<b>(423)</b>	<b>-1,74%</b>	<b>(168)</b>	<b>-2,04%</b>
Rupiah	23.987	98,91%	8.148	98,96%	23.569	98,91%	7.956	98,64%	(418)	-1,74%	(192)	-2,35%
Valas	265	1,09%	86	1,04%	260	1,09%	110	1,36%	(5)	-1,89%	24	27,34%
<b>N &gt; 2 M</b>	<b>2.947</b>	<b>10,83%</b>	<b>5.894</b>	<b>41,72%</b>	<b>2.914</b>	<b>10,90%</b>	<b>5.828</b>	<b>41,95%</b>	<b>(33)</b>	<b>-1,12%</b>	<b>(66)</b>	<b>-1,12%</b>
Rupiah	2.767	93,89%	5.534	93,89%	2.740	94,03%	5.480	94,03%	(27)	-0,98%	(54)	-0,98%
Valas	180	6,11%	360	6,11%	174	5,97%	348	5,97%	(6)	-3,33%	(12)	-3,33%
<b>Total</b>	<b>27.199</b>	<b>100,00%</b>	<b>14.128</b>	<b>100,00%</b>	<b>26.743</b>	<b>100,00%</b>	<b>13.894</b>	<b>100,00%</b>	<b>(456)</b>	<b>-1,68%</b>	<b>(234)</b>	<b>-1,66%</b>
Rupiah	26.754	98,36%	13.682	96,84%	26.309	98,38%	13.436	96,71%	(445)	-1,66%	(246)	-1,80%
Valas	445	1,64%	446	3,16%	434	1,62%	458	3,29%	(11)	-2,47%	12	2,58%

Keterangan: Prosentase simpanan pada masing-masing segmen nominal simpanan merupakan prosentase terhadap total simpanan

