



LEMBAGA
PENJAMIN
SIMPANAN

Indonesia
Deposit
Insurance
Corporation

Distribusi Simpanan Bank Umum

Februari 2015

DAFTAR ISI

Keterangan		2
I. Pertumbuhan Total Simpanan dan Jumlah Rekening pada Bank Umum		3
Total Simpanan dan Jumlah Rekening	Tabel 1	3
Pertumbuhan Total Simpanan dan Jumlah Rekening	Grafik 1	3
Tabel Pertumbuhan Simpanan dan Jumlah Rekening Year on Year	Tabel 1.1	4
II. Distribusi Simpanan Berdasarkan Jenis Simpanan dan Valuta		4
Total Simpanan Berdasarkan Jenis Simpanan dan Valuta	Tabel 2	5
Distribusi Total Simpanan Berdasarkan Jenis Simpanan	Grafik 2a	6
Distribusi Total Rekening Berdasarkan Jenis Simpanan	Grafik 2b	6
DPK Berdasarkan Jenis Simpanan dan Valuta	Tabel 3	7
Distribusi Nominal DPK berdasarkan Jenis Simpanan	Grafik 3a	8
Distribusi Rekening DPK berdasarkan Jenis Simpanan	Grafik 3b	8
Simpanan Dari Bank Lain Berdasarkan Jenis Simpanan dan Valuta	Tabel 4	9
Distribusi Nominal Simpanan dari Bank Lain berdasarkan Jenis Simpanan	Grafik 4a	10
Distribusi Rekening Simpanan dari Bank Lain berdasarkan Jenis Simpanan	Grafik 4b	10
III. Distribusi Simpanan Berdasarkan Segmen Nominal Simpanan		11
Total Simpanan Berdasarkan Segmen Nominal dan Valuta	Tabel 5	11
DPK Berdasarkan segmen Nominal dan Valuta	Tabel 6	12
Simpanan dari Bank Lain berdasarkan segmen Nominal dan Valuta	Tabel 7	13
IV. Distribusi Simpanan Berdasarkan Besaran Nilai Simpanan yang Dijamin dan Valuta		14
Total Simpanan berdasarkan Besaran Nilai Simpanan yang Dijamin dan Valuta	Tabel 8	14
DPK berdasarkan Besaran Nilai Simpanan yang Dijamin dan Valuta	Tabel 9	15
Simpanan dari Bank Lain berdasarkan Besaran Nilai Simpanan yang Dijamin dan Valuta	Tabel 10	16
V. Distribusi Simpanan Yang Dijamin dan Valuta		17
Total Simpanan berdasarkan Simpanan yang Dijamin dan Valuta	Tabel 11	17
DPK berdasarkan Simpanan yang Dijamin dan Valuta	Tabel 12	18
Simpanan dari Bank Lain berdasarkan Simpanan yang Dijamin dan Valuta	Tabel 13	19
Distribusi Total Simpanan berdasarkan Simpanan yang Dijamin	Grafik 5	17
Distribusi DPK berdasarkan Simpanan yang Dijamin dan Valuta	Grafik 6	18
Distribusi Simpanan dari Bank Lain berdasarkan Simpanan yang Dijamin dan Valuta	Grafik 7	19

KETERANGAN

Sumber Data

Data yang digunakan bersumber dari Laporan Posisi Simpanan yang disampaikan oleh bank umum kepada Lembaga Penjamin Simpanan.

Jumlah bank umum:

- a. Bank Umum Konvensional : 107
- b. Bank Umum Syariah : 12

Definisi

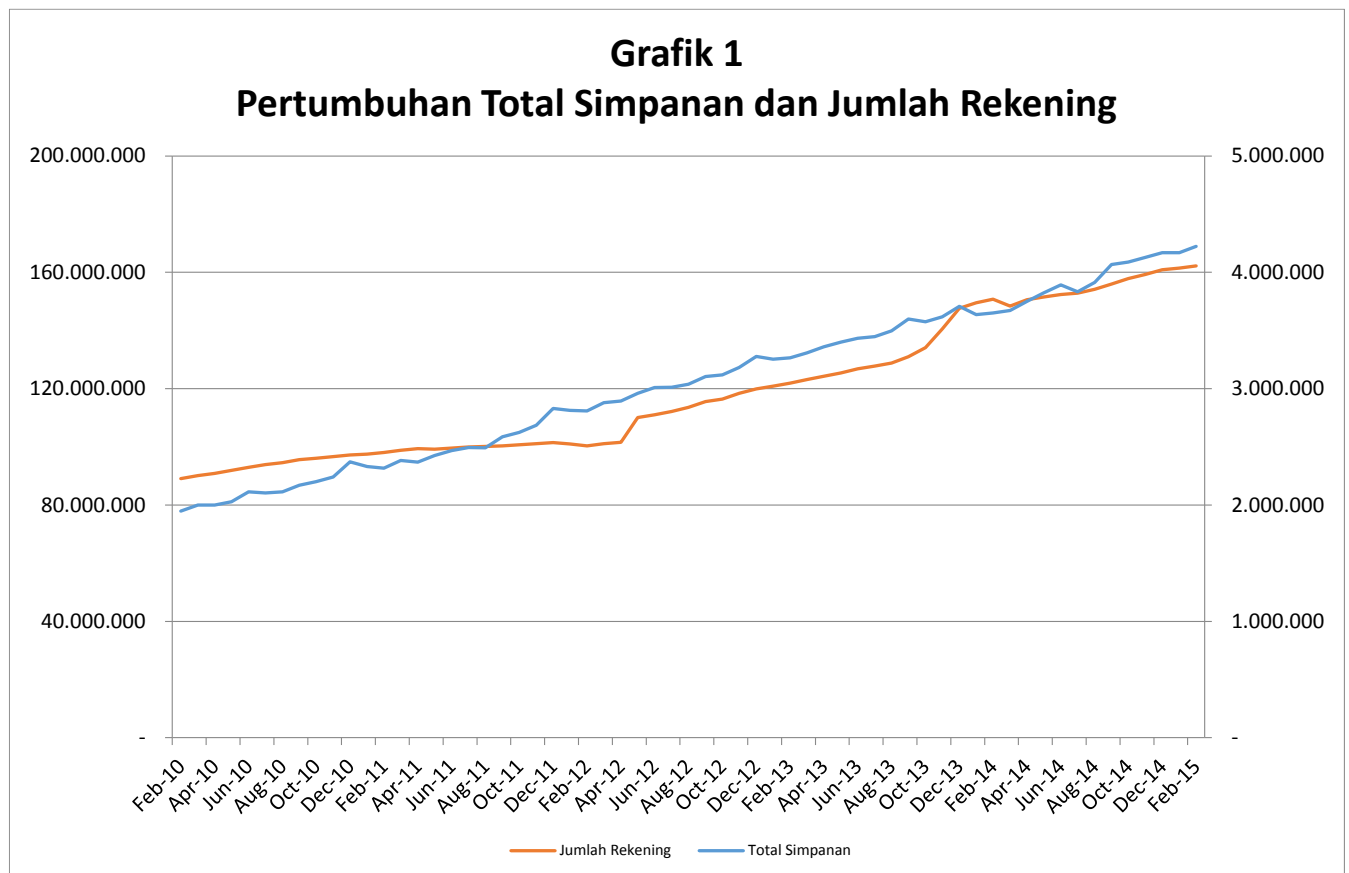
Simpanan meliputi Dana Pihak Ketiga dan simpanan dari bank lain.

Simpanan Yang Dijamin meliputi: a. seluruh simpanan yang nominalnya \leq Rp2 Miliar; b. proporsi simpanan yang dijamin (Rp2 Miliar) dari seluruh simpanan dengan nominal di atas Rp2 Miliar.

Besaran Nilai Simpanan Yang Dijamin adalah Rp2 Milyar per nasabah per bank sebagaimana diatur dalam Peraturan Pemerintah No. 66 Tahun 2008.

I. PERTUMBUHAN TOTAL SIMPANAN DAN JUMLAH REKENING PADA BANK UMUM

Tabel 1										
Total Simpanan dan Jumlah Rekening										
Bulan	2011		2012		2013		2014		2015	
	Rekening	Nominal (Rp Miliar)	Rekening	Nominal (Rp Miliar)	Rekening	Nominal (Rp Miliar)	Rekening	Nominal (Rp Miliar)	Rekening	Nominal (Rp Miliar)
Januari	97.500.965	2.330.580	100.995.991	2.812.389	120.846.777	3.253.000	149.497.368	3.637.382	161.428.538	4.168.959
Februari	98.091.890	2.316.085	100.339.507	2.809.349	121.930.266	3.265.247	150.736.549	3.651.574	162.168.103	4.222.462
Maret	98.809.698	2.381.978	101.097.601	2.879.534	123.124.821	3.307.495	148.368.993	3.671.553		
April	99.360.056	2.368.030	101.531.209	2.894.013	124.229.263	3.360.138	150.569.712	3.749.915		
Mei	99.237.439	2.424.450	110.120.237	2.958.972	125.424.329	3.399.580	151.524.433	3.822.525		
Juni	99.553.678	2.467.294	111.011.366	3.010.181	126.795.614	3.434.159	152.393.227	3.893.057		
Juli	99.992.834	2.494.706	112.124.718	3.011.850	127.809.412	3.447.375	152.873.517	3.832.573		
Agustus	100.162.979	2.492.507	113.534.001	3.037.803	128.817.609	3.496.756	154.154.607	3.913.842		
September	100.324.722	2.586.980	115.525.552	3.104.251	130.943.737	3.599.133	155.988.838	4.066.085		
Oktober	100.681.831	2.625.158	116.426.607	3.119.552	134.082.846	3.574.573	157.844.204	4.087.348		
Nopember	101.115.423	2.684.747	118.364.092	3.182.867	140.527.064	3.617.855	159.287.812	4.127.436		
Desember	101.503.564	2.830.323	119.917.930	3.277.154	147.626.510	3.706.609	160.881.757	4.168.558		



Tabel 1.1						
Pertumbuhan Total Simpanan dan Jumlah Rekening						
Year On Year						
Tahun	Rekening	Nominal (Rp Miliar)	Rekening		Nominal	
			Δ	% Δ	Δ (Rp Milyar)	% Δ
2010	97.204.863	2.370.983	14.478.933	17,50%	602.367	34,06%
2011	101.503.564	2.830.323	4.298.701	4,42%	459.340	19,37%
2012	119.917.930	3.277.154	18.414.366	18,14%	446.832	15,79%
2013	147.626.510	3.706.609	27.708.580	23,11%	429.455	13,10%
2014	160.881.757	4.168.558	13.255.247	8,98%	461.949	12,46%
2015*)	162.168.103	4.222.462	1.286.346	0,80%	53.904	1,29%

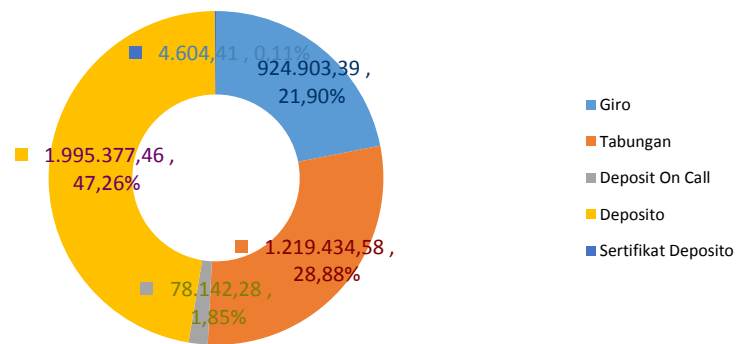
*) Data sampai dengan Februari 2015

II. DISTRIBUSI SIMPANAN BERDASARKAN JENIS SIMPANAN

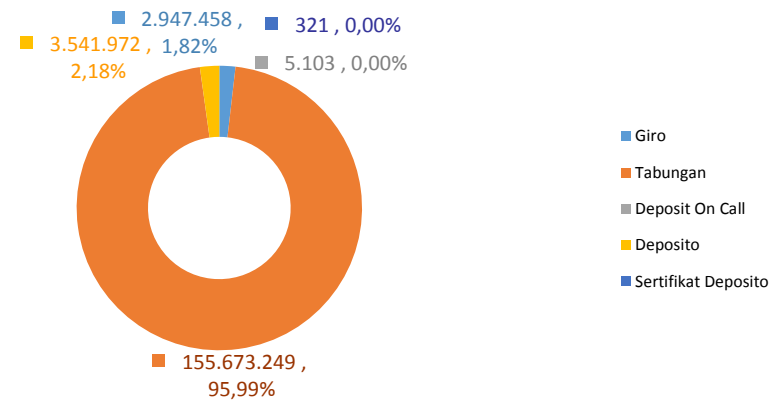
Tabel 2 Total Simpanan Berdasarkan Jenis Simpanan dan Valuta												
Jenis Simpanan	Jan-15				Feb-15				Δ			
	Rekening	%	Nominal (Rp Miliar)	%	Rekening	%	Nominal (Rp Miliar)	%	Δ Rekening	%	Δ Nominal (Rp Miliar)	%
Giro	2.959.975	1,83%	913.359	21,91%	2.947.458	1,82%	924.903	21,90%	(12.517)	-0,42%	11.545	1,26%
Rupiah	2.695.785	91,07%	611.057	66,90%	2.683.702	91,05%	628.893	68,00%	(12.083)	-0,45%	17.836	2,92%
Valas	264.190	8,93%	302.301	33,10%	263.756	8,95%	296.010	32,00%	(434)	-0,16%	(6.291)	-2,08%
Tabungan	154.870.906	95,94%	1.226.050	29,41%	155.673.249	95,99%	1.219.435	28,88%	802.343	0,52%	(6.615)	-0,54%
Rupiah	154.215.224	99,58%	1.129.749	92,15%	155.016.708	99,58%	1.122.608	92,06%	801.484	0,52%	(7.140)	-0,63%
Valas	655.682	0,42%	96.301	7,85%	656.541	0,42%	96.826	7,94%	859	0,13%	525	0,55%
Deposit on Call	4.234	0,00%	71.025	1,70%	5.103	0,00%	78.142	1,85%	869	20,52%	7.117	10,02%
Rupiah	3.593	84,86%	62.263	87,66%	4.609	90,32%	66.214	84,74%	1.016	28,28%	3.951	6,35%
Valas	641	15,14%	8.762	12,34%	494	9,68%	11.928	15,26%	(147)	-22,93%	3.166	36,13%
Deposito	3.593.106	2,23%	1.954.858	46,89%	3.541.972	2,18%	1.995.377	47,26%	(51.134)	-1,42%	40.520	2,07%
Rupiah	3.421.143	95,21%	1.656.730	84,75%	3.370.542	95,16%	1.691.075	84,75%	(50.601)	-1,48%	34.345	2,07%
Valas	171.963	4,79%	298.128	15,25%	171.430	4,84%	304.303	15,25%	(533)	-0,31%	6.175	2,07%
Sertifikat Deposito	317	0,00%	3.668	0,09%	321	0,00%	4.604	0,11%	4	1,26%	936	25,52%
Rupiah	317	0,00%	3.668	100,00%	321	0,00%	4.604	100,00%	4	1,26%	936	25,52%
Valas	-	0,00%	-	0,00%	-	0,00%	-	0,00%	0	0,00%	0	0,00%
Total	161.428.538	100,00%	4.168.959	100,00%	162.168.103	100,00%	4.222.462	100,00%	739.565	0,46%	53.503	1,28%
Rupiah	160.336.062	99,32%	3.463.467	83,08%	161.075.882	99,33%	3.513.395	83,21%	739.820	0,46%	49.928	1,44%
Valas	1.092.476	0,68%	705.492	16,92%	1.092.221	0,67%	709.067	16,79%	(255)	-0,02%	3.575	0,51%

Keterangan: Prosentase simpanan pada masing-masing jenis simpanan merupakan prosentase terhadap total simpanan

Grafik 2a
Distribusi Total Simpanan Berdasarkan Jenis Simpanan



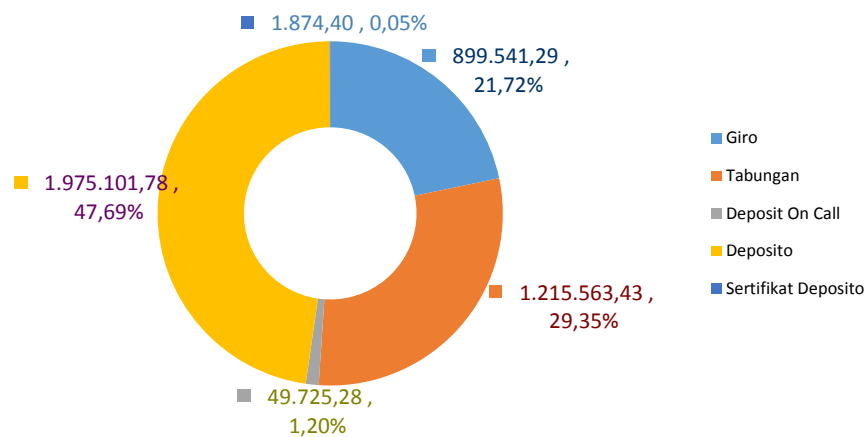
Grafik 2b
Distribusi Jumlah Rekening Berdasarkan Jenis Simpanan



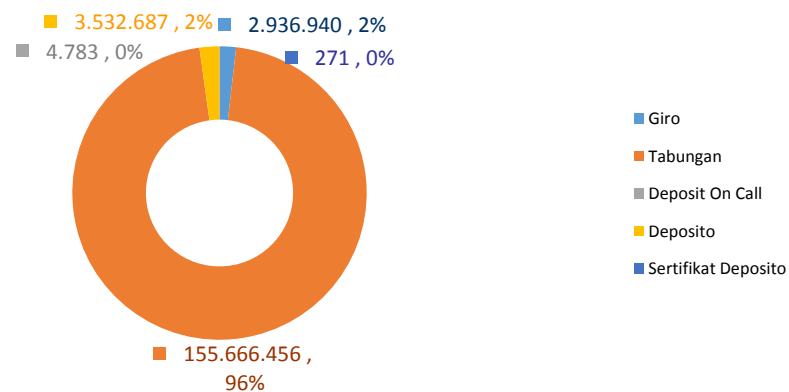
Tabel 3												
DPK Berdasarkan Jenis Simpanan dan Valuta												
Jenis Simpanan	Jan-15				Feb-15				Δ			
	Rekening	%	Nominal (Rp Miliar)	%	Rekening	%	Nominal (Rp Miliar)	%	Δ Rekening	%	Δ Nominal (Rp Miliar)	%
Giro	2.949.361	1,83%	887.735	21,67%	2.936.940	1,81%	899.541	21,72%	(12.421)	-0,42%	11.807	1,33%
Rupiah	2.685.538	91,05%	593.626	66,87%	2.673.555	91,03%	612.514	68,09%	(11.983)	-0,45%	18.887	3,18%
Valas	263.823	8,95%	294.108	33,13%	263.385	8,97%	287.028	31,91%	(438)	-0,17%	(7.081)	-2,41%
Tabungan	154.863.502	95,95%	1.221.943	29,83%	155.666.456	96,01%	1.215.563	29,35%	802.954	0,52%	(6.380)	-0,52%
Rupiah	154.207.830	99,58%	1.125.669	92,12%	155.009.925	99,58%	1.118.774	92,04%	802.095	0,52%	(6.895)	-0,61%
Valas	655.672	0,42%	96.274	7,88%	656.531	0,42%	96.789	7,96%	859	0,13%	515	0,53%
Deposit on Call	3.913	0,00%	47.654	1,16%	4.783	0,00%	49.725	1,20%	870	22,23%	2.071	4,35%
Rupiah	3.272	83,62%	38.892	81,61%	4.289	89,67%	37.797	76,01%	1.017	31,08%	(1.095)	-2,81%
Valas	641	16,38%	8.762	18,39%	494	10,33%	11.928	23,99%	(147)	-22,93%	3.166	36,13%
Deposito	3.584.360	2,22%	1.936.655	47,28%	3.532.687	2,18%	1.975.102	47,69%	(51.673)	-1,44%	38.447	1,99%
Rupiah	3.412.414	95,20%	1.640.812	84,72%	3.361.473	95,15%	1.673.208	84,72%	(50.941)	-1,49%	32.396	1,97%
Valas	171.946	4,80%	295.843	15,28%	171.214	4,85%	301.894	15,28%	(732)	-0,43%	6.051	2,05%
Sertifikat Deposito	280	0,00%	1.911	0,05%	271	0,00%	1.874	0,05%	(9)	-3,21%	(37)	-1,93%
Rupiah	280	100,00%	1.911	100,00%	271	100,00%	1.874	100,00%	(9)	-3,21%	(37)	-1,93%
Valas	-	0,00%	-	0,00%	-	0,00%	-	0,00%	0	0,00%	0	0,00%
Total	161.401.416	100,00%	4.095.898	100,00%	162.141.137	100,00%	4.141.806	100,00%	739.721	0,46%	45.908	1,12%
Rupiah	160.309.334	99,32%	3.400.910	83,03%	161.049.513	99,33%	3.444.168	83,16%	740.179	0,46%	43.257	1,27%
Valas	1.092.082	0,68%	694.988	16,97%	1.091.624	0,67%	697.639	16,84%	(458)	-0,04%	2.651	0,38%

Keterangan: Prosentase simpanan pada masing-masing jenis simpanan merupakan prosentase terhadap total simpanan

Grafik 3a
Distribusi Nominal DPK Berdasarkan Jenis Simpanan



Grafik 3b
Distribusi Rekening DPK Berdasarkan Jenis Simpanan

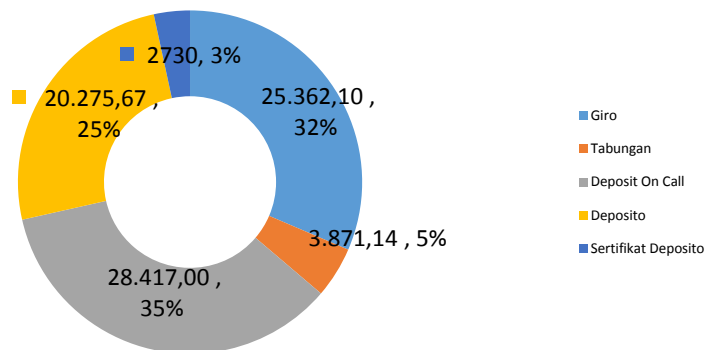


Tabel 4
Simpanan Dari Bank Lain Berdasarkan Jenis Simpanan dan Valuta

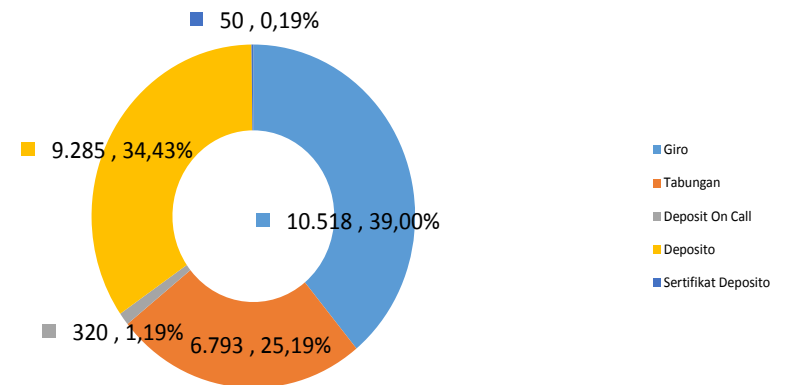
Jenis Simpanan	Jan-15				Feb-15				Δ			
	Rekening	%	Nominal (Rp Miliar)	%	Rekening	%	Nominal (Rp Miliar)	%	Δ Rekening	%	Δ Nominal (Rp Miliar)	%
Giro	10.614	39,13%	25.624	35,07%	10.518	39,00%	25.362	31,44%	(96)	-0,90%	(262)	-1,02%
Rupiah	10.247	96,54%	17.431	68,03%	10.147	96,47%	16.380	64,58%	(100)	-0,98%	(1.051)	-6,03%
Valas	367	3,46%	8.193	31,97%	371	3,53%	8.982	35,42%	4	1,09%	789	9,63%
Tabungan	7.404	27,30%	4.106	5,62%	6.793	25,19%	3.871	4,80%	(611)	-8,25%	(235)	-5,73%
Rupiah	7.394	99,86%	4.080	99,35%	6.783	99,85%	3.834	99,04%	(611)	-8,26%	(246)	-6,02%
Valas	10	0,14%	27	0,65%	10	0,15%	37	0,96%	0	0,00%	10	38,49%
Deposit on Call	321	1,18%	23.371	31,99%	320	1,19%	28.417	35,23%	(1)	-0,31%	5.046	21,59%
Rupiah	321	100,00%	23.371	100,00%	320	100,00%	28.417	100,00%	(1)	-0,31%	5.046	21,59%
Valas	-	0,00%	-	0,00%	-	0,00%	-	0,00%	0	0,00%	0	0,00%
Deposito	8.746	32,25%	18.203	24,91%	9.285	34,43%	20.276	25,14%	539	6,16%	2.073	11,39%
Rupiah	8.729	99,81%	15.918	87,45%	9.069	97,67%	17.867	88,12%	340	3,90%	1.949	12,24%
Valas	17	0,19%	2.285	12,55%	216	2,33%	2.409	11,88%	199	1170,59%	124	5,45%
Sertifikat Deposito	37	0,14%	1.757	2,41%	50	0,19%	2.730	3,38%	13	0,02%	973	55,37%
Rupiah	37	0,00%	1.757	0,00%	50	100,00%	2.730	0,00%	13	0,00%	973	55,37%
Valas	-	0,00%	-	0,00%	-	0,00%	-	0,00%	0	0,00%	0	0,00%
Total	27.122	100,00%	73.061	100,00%	26.966	100,00%	80.656	100,00%	(156)	-0,58%	7.595	10,40%
Rupiah	26.728	98,55%	62.557	85,62%	26.369	97,79%	69.228	85,83%	(359)	-1,34%	6.671	10,66%
Valas	394	1,45%	10.504	14,38%	597	2,21%	11.428	14,17%	203	51,52%	924	8,80%

Keterangan: Prosentase simpanan pada masing-masing jenis simpanan merupakan prosentase terhadap total simpanan

Grafik 4a
Distribusi Nominal Simpanan dari Bank Lain
Berdasarkan Jenis Simpanan



Grafik 4b
Distribusi Rekening Simpanan dari Bank Lain
Berdasarkan Jenis Simpanan



III. DISTRIBUSI SIMPANAN BERDASARKAN SEGMENT NOMINAL SIMPANAN

Tabel 5 Total Simpanan Berdasarkan Segmen Nominal dan Valuta												
Nominal Simpanan	Jan-15				Feb-15				Δ			
	Rekening	%	Nominal (Rp Miliar)	%	Rekening	%	Nominal (Rp Miliar)	%	Δ Rekening	%	Δ Nominal (Rp Miliar)	%
N ≤ 100 Jt	157.765.944	97,73%	599.423	14,38%	158.509.365	97,74%	599.633	14,20%	743.421	0,47%	209	0,03%
Rupiah	156.995.869	99,51%	585.266	97,64%	157.738.513	99,51%	585.491	97,64%	742.644	0,47%	225	0,04%
Valas	770.075	0,49%	14.157	2,36%	770.852	0,49%	14.142	2,36%	777	0,10%	(15)	-0,11%
100 Jt < N ≤ 200 Jt	1.624.431	1,01%	227.268	5,45%	1.624.194	1,00%	227.363	5,38%	(237)	-0,01%	94	0,04%
Rupiah	1.515.251	93,28%	211.978	93,27%	1.515.393	93,30%	212.112	93,29%	142	0,01%	134	0,06%
Valas	109.180	6,72%	15.290	6,73%	108.801	6,70%	15.251	6,71%	(379)	-0,35%	(40)	-0,26%
200 Jt < N ≤ 500 Jt	1.093.992	0,68%	351.354	8,43%	1.091.199	0,67%	350.581	8,30%	(2.793)	-0,26%	(773)	-0,22%
Rupiah	1.000.070	91,41%	322.216	91,71%	997.263	91,39%	321.401	91,68%	(2.807)	-0,28%	(815)	-0,25%
Valas	93.922	8,59%	29.138	8,29%	93.936	8,61%	29.180	8,32%	14	0,01%	42	0,14%
500 Jt < N ≤ 1 M	474.230	0,29%	344.646	8,27%	473.368	0,29%	343.076	8,13%	(862)	-0,18%	(1.570)	-0,46%
Rupiah	424.418	89,50%	311.224	90,30%	424.177	89,61%	309.833	90,31%	(241)	-0,06%	(1.391)	-0,45%
Valas	49.812	10,50%	33.422	9,70%	49.191	10,39%	33.243	9,69%	(621)	-1,25%	(179)	-0,54%
1 M < N ≤ 2 M	241.508	0,15%	332.677	7,98%	241.288	0,15%	332.354	7,87%	(220)	-0,09%	(323)	-0,10%
Rupiah	209.890	86,91%	291.655	87,67%	209.523	86,84%	291.015	87,56%	(367)	-0,17%	(641)	-0,22%
Valas	31.618	13,09%	41.021	12,33%	31.765	13,16%	41.339	12,44%	147	0,46%	318	0,78%
2 M < N ≤ 5 M	142.206	0,09%	426.372	10,23%	142.638	0,09%	427.683	10,13%	432	0,30%	1.312	0,31%
Rupiah	123.318	86,72%	370.654	86,93%	123.842	86,82%	372.336	87,06%	524	0,42%	1.683	0,45%
Valas	18.888	13,28%	55.718	13,07%	18.796	13,18%	55.347	12,94%	(92)	-0,49%	(371)	-0,67%
N > 5 M	86.227	0,05%	1.887.220	45,27%	86.051	0,05%	1.941.772	45,99%	(176)	-0,20%	54.553	2,89%
Rupiah	67.246	77,99%	1.370.475	72,62%	67.171	78,06%	1.421.208	73,19%	(75)	-0,11%	50.733	3,70%
Valas	18.981	22,01%	516.745	27,38%	18.880	21,94%	520.565	26,81%	(101)	-0,53%	3.820	0,74%
Total	161.428.538	100,00%	4.168.959	100,00%	162.168.103	100,00%	4.222.462	100,00%	739.565	0,46%	53.503	1,28%
Rupiah	160.336.062	99,32%	3.463.467	83,08%	161.075.882	99,33%	3.513.395	83,21%	739.820	0,46%	49.928	1,44%
Valas	1.092.476	0,68%	705.492	16,92%	1.092.221	0,67%	709.067	16,79%	(255)	-0,02%	3.575	0,51%

Keterangan: Prosentase simpanan pada masing-masing segmen nominal simpanan merupakan prosentase terhadap total simpanan

Tabel 6												
DPK Berdasarkan Segmen Nominal dan Valuta												
Nominal Simpanan	Jan-15				Feb-15				Δ			
	Rekening	%	Nominal (Rp Miliar)	%	Rekening	%	Nominal (Rp Miliar)	%	Δ Rekening	%	Δ Nominal (Rp Miliar)	%
N ≤ 100 Jt	157.752.945	97,74%	599.104	14,63%	158.497.021	97,75%	599.312	14,47%	744.076	0,47%	208	0,03%
Rupiah	156.982.979	99,51%	584.949	97,64%	157.726.272	99,51%	585.173	97,64%	743.293	0,47%	224	0,04%
Valas	769.966	0,49%	14.155	2,36%	770.749	0,49%	14.139	2,36%	783	0,10%	(15)	-0,11%
100 Jt < N ≤ 200 Jt	1.621.532	1,00%	226.836	5,54%	1.621.302	1,00%	226.934	5,48%	(230)	-0,01%	97	0,04%
Rupiah	1.512.374	93,27%	211.549	93,26%	1.512.522	93,29%	211.686	93,28%	148	0,01%	137	0,06%
Valas	109.158	6,73%	15.287	6,74%	108.780	6,71%	15.248	6,72%	(378)	-0,35%	(40)	-0,26%
200 Jt < N ≤ 500 Jt	1.090.164	0,68%	349.989	8,54%	1.087.316	0,67%	349.202	8,43%	(2.848)	-0,26%	(787)	-0,22%
Rupiah	996.279	91,39%	320.863	91,68%	993.419	91,36%	320.034	91,65%	(2.860)	-0,29%	(828)	-0,26%
Valas	93.885	8,61%	29.127	8,32%	93.897	8,64%	29.168	8,35%	12	0,01%	41	0,14%
500 Jt < N ≤ 1 M	471.141	0,29%	342.095	8,35%	470.255	0,29%	340.497	8,22%	(886)	-0,19%	(1.599)	-0,47%
Rupiah	421.350	89,43%	308.689	90,23%	421.092	89,55%	307.274	90,24%	(258)	-0,06%	(1.416)	-0,46%
Valas	49.791	10,57%	33.406	9,77%	49.163	10,45%	33.223	9,76%	(628)	-1,26%	(183)	-0,55%
1 M < N ≤ 2 M	239.785	0,15%	330.060	8,06%	239.647	0,15%	329.867	7,96%	(138)	-0,06%	(192)	-0,06%
Rupiah	208.193	86,82%	289.074	87,58%	207.903	86,75%	288.557	87,48%	(290)	-0,14%	(517)	-0,18%
Valas	31.592	13,18%	40.985	12,42%	31.744	13,25%	41.310	12,52%	152	0,48%	325	0,79%
2 M < N ≤ 5 M	140.863	0,09%	421.723	10,30%	141.311	0,09%	423.227	10,22%	448	0,32%	1.504	0,36%
Rupiah	122.016	86,62%	366.142	86,82%	122.566	86,73%	368.047	86,96%	550	0,45%	1.905	0,52%
Valas	18.847	13,38%	55.581	13,18%	18.745	13,27%	55.180	13,04%	(102)	-0,54%	(402)	-0,72%
N > 5 M	84.986	0,05%	1.826.090	44,58%	84.285	0,05%	1.872.767	45,22%	(701)	-0,82%	46.677	2,56%
Rupiah	66.143	77,83%	1.319.644	72,27%	65.739	78,00%	1.363.397	72,80%	(404)	-0,61%	43.753	3,32%
Valas	18.843	22,17%	506.446	27,73%	18.546	22,00%	509.370	27,20%	(297)	-1,58%	2.924	0,58%
Total	161.401.416	100,00%	4.095.898	100,00%	162.141.137	100,00%	4.141.806	100,00%	739.721	0,46%	45.908	1,12%
Rupiah	160.309.334	99,32%	3.400.910	83,03%	161.049.513	99,33%	3.444.168	83,16%	740.179	0,46%	43.257	1,27%
Valas	1.092.082	0,68%	694.988	16,97%	1.091.624	0,67%	697.639	16,84%	(458)	-0,04%	2.651	0,38%

Keterangan: Prosentase simpanan pada masing-masing segmen nominal simpanan merupakan prosentase terhadap total simpanan

Tabel 7												
Simpanan Dari Bank Lain Berdasarkan Segmen Nominal dan Valuta												
Nominal Simpanan	Jan-15				Feb-15				Δ			
	Rekening	%	Nominal (Rp Miliar)	%	Rekening	%	Nominal (Rp Miliar)	%	Δ Rekening	%	Δ Nominal (Rp Miliar)	%
N ≤ 100 Jt	12.999	47,93%	319	0,44%	12.344	45,78%	321	0,40%	(655)	-5,04%	1	0,35%
Rupiah	12.890	99,16%	317	99,20%	12.241	99,17%	318	99,24%	(649)	-5,03%	1	0,40%
Valas	109	0,84%	3	0,80%	103	0,83%	2	0,76%	(6)	-5,50%	(0)	-4,94%
100 Jt < N ≤ 200 Jt	2.899	10,69%	432	0,59%	2.892	10,72%	429	0,53%	(7)	-0,24%	(3)	-0,67%
Rupiah	2.877	99,24%	429	99,29%	2.871	99,27%	426	99,30%	(6)	-0,21%	(3)	-0,67%
Valas	22	0,76%	3	0,71%	21	0,73%	3	0,70%	(1)	-4,55%	(0)	-1,35%
200 Jt < N ≤ 500 Jt	3.828	14,11%	1.364	1,87%	3.883	14,40%	1.379	1,71%	55	1,44%	14	1,06%
Rupiah	3.791	99,03%	1.353	99,17%	3.844	99,00%	1.367	99,12%	53	1,40%	14	1,00%
Valas	37	0,97%	11	0,83%	39	1,00%	12	0,88%	2	5,41%	1	7,71%
500 Jt < N ≤ 1 M	3.089	11,39%	2.551	3,49%	3.113	11,54%	2.580	3,20%	24	0,78%	29	1,12%
Rupiah	3.068	99,32%	2.535	99,37%	3.085	99,10%	2.560	99,23%	17	0,55%	25	0,98%
Valas	21	0,68%	16	0,63%	28	0,90%	20	0,77%	7	33,33%	4	23,30%
1 M < N ≤ 2 M	1.723	6,35%	2.617	3,58%	1.641	6,09%	2.487	3,08%	(82)	-4,76%	(130)	-4,98%
Rupiah	1.697	98,49%	2.581	98,63%	1.620	98,72%	2.457	98,83%	(77)	-4,54%	(124)	-4,79%
Valas	26	1,51%	36	1,37%	21	1,28%	29	1,17%	(5)	-19,23%	(7)	-18,94%
2 M < N ≤ 5 M	1.343	4,95%	4.648	6,36%	1.327	4,92%	4.456	5,53%	(16)	-1,19%	(192)	-4,13%
Rupiah	1.302	96,95%	4.512	97,06%	1.276	96,16%	4.289	96,25%	(26)	-2,00%	(223)	-4,93%
Valas	41	3,05%	137	2,94%	51	3,84%	167	3,75%	10	24,39%	31	22,32%
N > 5 M	1.241	4,58%	61.129	83,67%	1.766	6,55%	69.005	85,55%	525	42,30%	7.876	12,88%
Rupiah	1.103	88,88%	50.831	83,15%	1.432	81,09%	57.811	83,78%	329	29,83%	6.980	13,73%
Valas	138	11,12%	10.299	16,85%	334	18,91%	11.194	16,22%	196	142,03%	896	8,70%
Total	27.122	100,00%	73.061	100,00%	26.966	100,00%	80.656	100,00%	(156)	-0,58%	7.595	10,40%
Rupiah	26.728	98,55%	62.557	85,62%	26.369	97,79%	69.228	85,83%	(359)	-1,34%	6.671	10,66%
Valas	394	1,45%	10.504	14,38%	597	2,21%	11.428	14,17%	203	51,52%	924	8,80%

Keterangan: Prosentase simpanan pada masing-masing segmen nominal simpanan merupakan prosentase terhadap total simpanan

IV. DISTRIBUSI SIMPANAN BERDASARKAN BESARAN NILAI SIMPANAN YANG DIJAMIN

Tabel 8												
Total Simpanan Berdasarkan Besaran Nilai Simpanan yang Dijamin dan Valuta												
Nominal Simpanan	Jan-15				Feb-15				Δ			
	Rekening	%	Nominal (Rp Miliar)	%	Rekening	%	Nominal (Rp Miliar)	%	Δ Rekening	%	Δ Nominal (Rp Miliar)	%
N ≤ 2 M	161.200.105	99,86%	1.855.368	44,50%	161.939.414	99,86%	1.853.006	43,88%	739.309	0,46%	(2.362)	-0,13%
Rupiah	160.145.498	99,35%	1.722.339	92,83%	160.884.869	99,35%	1.719.851	92,81%	739.371	0,46%	(2.488)	-0,14%
Valas	1.054.607	0,65%	133.029	7,17%	1.054.545	0,65%	133.155	7,19%	(62)	-0,01%	126	0,09%
N > 2 M	228.433	0,14%	2.313.591	55,50%	228.689	0,14%	2.369.456	56,12%	256	0,11%	55.864	2,41%
Rupiah	190.564	83,42%	1.741.128	75,26%	191.013	83,53%	1.793.544	75,69%	449	0,24%	52.416	3,01%
Valas	37.869	16,58%	572.463	24,74%	37.676	16,47%	575.912	24,31%	(193)	-0,51%	3.449	0,60%
Total	161.428.538	100,00%	4.168.959	100,00%	162.168.103	100,00%	4.222.462	100,00%	739.565	0,46%	53.503	1,28%
Rupiah	160.336.062	99,32%	3.463.467	83,08%	161.075.882	99,33%	3.513.395	83,21%	739.820	0,46%	49.928	1,44%
Valas	1.092.476	0,68%	705.492	16,92%	1.092.221	0,67%	709.067	16,79%	(255)	-0,02%	3.575	0,51%

Keterangan: Prosentase simpanan pada masing-masing segmen nominal simpanan merupakan prosentase terhadap total simpanan

Tabel 9												
DPK Berdasarkan Besaran Nilai Simpanan yang Dijamin dan Valuta												
Nominal Simpanan	Jan-15				Feb-15				Δ			
	Rekening	%	Nominal (Rp Miliar)	%	Rekening	%	Nominal (Rp Miliar)	%	Δ Rekening	%	Δ Nominal (Rp Miliar)	%
N ≤ 2 M	161.175.567	99,86%	1.848.085	45,12%	161.915.541	99,86%	1.845.812	44,57%	739.974	0,46%	(2.272)	-0,12%
Rupiah	160.121.175	99,35%	1.715.124	92,81%	160.861.208	99,35%	1.712.724	92,79%	740.033	0,46%	(2.401)	-0,14%
Valas	1.054.392	0,65%	132.960	7,19%	1.054.333	0,65%	133.089	7,21%	(59)	-0,01%	128	0,10%
N > 2 M	225.849	0,14%	2.247.814	54,88%	225.596	0,14%	2.295.994	55,43%	(253)	-0,11%	48.180	2,14%
Rupiah	188.159	83,31%	1.685.786	75,00%	188.305	83,47%	1.731.444	75,41%	146	0,08%	45.658	2,71%
Valas	37.690	16,69%	562.028	25,00%	37.291	16,53%	564.550	24,59%	(399)	-1,06%	2.522	0,45%
Total	161.401.416	100,00%	4.095.898	100,00%	162.141.137	100,00%	4.141.806	100,00%	739.721	0,46%	45.908	1,12%
Rupiah	160.309.334	99,32%	3.400.910	83,03%	161.049.513	99,33%	3.444.168	83,16%	740.179	0,46%	43.257	1,27%
Valas	1.092.082	0,68%	694.988	16,97%	1.091.624	0,67%	697.639	16,84%	(458)	-0,04%	2.651	0,38%

Keterangan: Prosentase simpanan pada masing-masing segmen nominal simpanan merupakan prosentase terhadap total simpanan

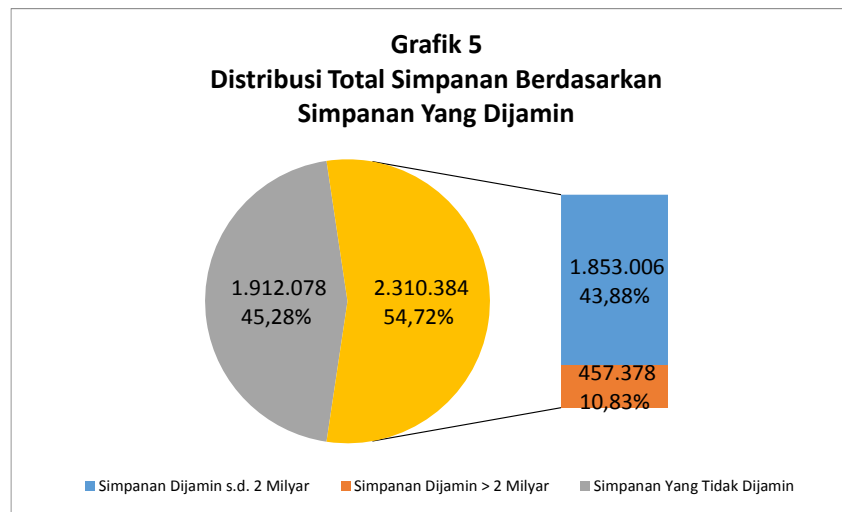
Tabel 10												
Simpanan Dari Bank Lain Berdasarkan Besaran Nilai Simpanan yang Dijamin dan Valuta												
Nominal Simpanan	Jan-15				Feb-15				Δ			
	Rekening	%	Nominal (Rp Miliar)	%	Rekening	%	Nominal (Rp Miliar)	%	Δ Rekening	%	Δ Nominal (Rp Miliar)	%
N ≤ 2 M	24.538	90,47%	7.284	9,97%	23.873	88,53%	7.194	8,92%	(665)	-2,71%	(89)	-1,22%
Rupiah	24.323	99,12%	7.215	99,05%	23.661	99,11%	7.128	99,07%	(662)	-2,72%	(87)	-1,20%
Valas	215	0,88%	69	0,95%	212	0,89%	67	0,93%	(3)	-1,40%	(2)	-3,36%
N > 2 M	2.584	9,53%	65.778	90,03%	3.093	11,47%	73.462	91,08%	509	19,70%	7.684	11,68%
Rupiah	2.405	93,07%	55.342	84,14%	2.708	87,55%	62.100	84,53%	303	12,60%	6.758	12,21%
Valas	179	6,93%	10.435	15,86%	385	12,45%	11.362	15,47%	206	115,08%	926	8,88%
Total	27.122	100,00%	73.061	100,00%	26.966	100,00%	80.656	100,00%	(156)	-0,58%	7.595	10,40%
Rupiah	26.728	98,55%	62.557	85,62%	26.369	97,79%	69.228	85,83%	(359)	-1,34%	6.671	10,66%
Valas	394	1,45%	10.504	14,38%	597	2,21%	11.428	14,17%	203	51,52%	924	8,80%

Keterangan: Prosentase simpanan pada masing-masing segmen nominal simpanan merupakan prosentase terhadap total simpanan

V. DISTRIBUSI SIMPANAN YANG DIJAMIN

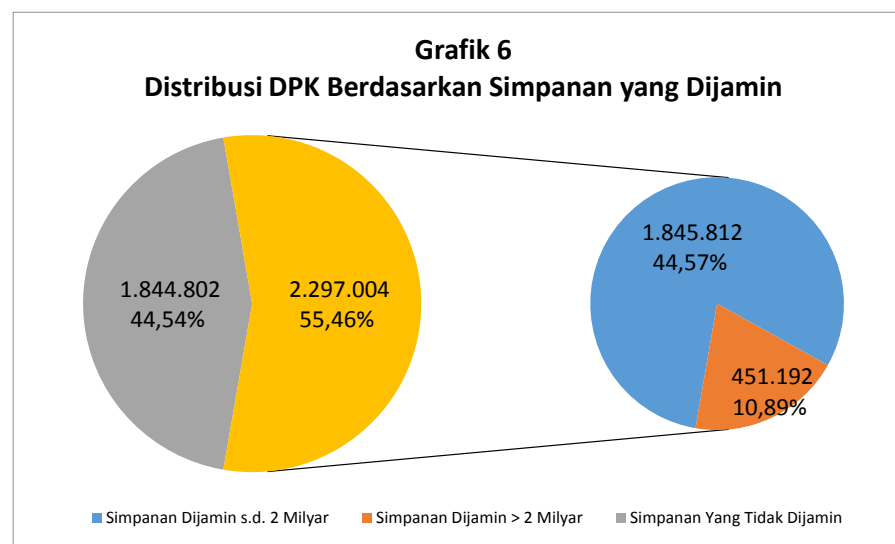
Tabel 11 Total Simpanan Berdasarkan Simpanan Yang Dijamin dan Valuta												
Nominal Simpanan	Jan-15				Feb-15				Δ			
	Rekening	%	Nominal (Rp Miliar)	%	Rekening	%	Nominal (Rp Miliar)	%	Δ Rekening	%	Δ Nominal (Rp Miliar)	%
N ≤ 2 M	161.200.105	99,86%	1.855.368	80,24%	161.939.414	99,86%	1.853.006	80,20%	739.309	0,46%	(2.362)	-0,13%
Rupiah	160.145.498	99,35%	1.722.339	92,83%	160.884.869	99,35%	1.719.851	92,81%	739.371	0,46%	(2.488)	-0,14%
Valas	1.054.607	0,65%	133.029	7,17%	1.054.545	0,65%	133.155	7,19%	(62)	-0,01%	126	0,09%
N > 2 M	228.433	0,14%	456.866	19,76%	228.689	0,14%	457.378	19,80%	256	0,11%	512	0,11%
Rupiah	190.564	83,42%	381.128	83,42%	191.013	83,53%	382.026	83,53%	449	0,24%	898	0,24%
Valas	37.869	16,58%	75.738	16,58%	37.676	16,47%	75.352	16,47%	(193)	-0,51%	(386)	-0,51%
Total	161.428.538	100,00%	2.312.234	100,00%	162.168.103	100,00%	2.310.384	100,00%	739.565	0,46%	(1.850)	-0,08%
Rupiah	160.336.062	99,32%	2.103.467	90,97%	161.075.882	99,33%	2.101.877	90,98%	739.820	0,46%	(1.590)	-0,08%
Valas	1.092.476	0,68%	208.767	9,03%	1.092.221	0,67%	208.507	9,02%	(255)	-0,02%	(260)	-0,12%

Keterangan: Prosentase simpanan pada masing-masing segmen nominal simpanan merupakan prosentase terhadap total simpanan



Tabel 12												
DPK berdasarkan Simpanan yang Dijamin dan Valuta												
Nominal Simpanan	Jan-15				Feb-15				Δ			
	Rekening	%	Nominal (Rp Miliar)	%	Rekening	%	Nominal (Rp Miliar)	%	Δ Rekening	%	Δ Nominal (Rp Miliar)	%
N ≤ 2 M	161.175.567	99,86%	1.848.085	80,36%	161.915.541	99,86%	1.845.812	80,36%	739.974	0,46%	(2.272)	-0,12%
Rupiah	160.121.175	99,35%	1.715.124	92,81%	160.861.208	99,35%	1.712.724	92,79%	740.033	0,46%	(2.401)	-0,14%
Valas	1.054.392	0,65%	132.960	7,19%	1.054.333	0,65%	133.089	7,21%	(59)	-0,01%	128	0,10%
N > 2 M	225.849	0,14%	451.698	19,64%	225.596	0,14%	451.192	19,64%	(253)	-0,11%	(506)	-0,11%
Rupiah	188.159	83,31%	376.318	83,31%	188.305	83,47%	376.610	83,47%	146	0,08%	292	0,08%
Valas	37.690	16,69%	75.380	16,69%	37.291	16,53%	74.582	16,53%	(399)	-1,06%	(798)	-1,06%
Total	161.401.416	100,00%	2.299.783	100,00%	162.141.137	100,00%	2.297.004	100,00%	739.721	0,46%	(2.778)	-0,12%
Rupiah	160.309.334	99,32%	2.091.442	90,94%	161.049.513	99,33%	2.089.334	90,96%	740.179	0,46%	(2.109)	-0,10%
Valas	1.092.082	0,68%	208.340	9,06%	1.091.624	0,67%	207.671	9,04%	(458)	-0,04%	(670)	-0,32%

Keterangan: Prosentase simpanan pada masing-masing segmen nominal simpanan merupakan prosentase terhadap total simpanan



Tabel 13												
Simpanan Dari Bank Lain Berdasarkan Simpanan Yang Dijamin dan Valuta												
Nominal Simpanan	Jan-15				Feb-15				Δ			
	Rekening	%	Nominal (Rp Miliar)	%	Rekening	%	Nominal (Rp Miliar)	%	Δ Rekening	%	Δ Nominal (Rp Miliar)	%
N ≤ 2 M	24.538	90,47%	7.284	58,50%	23.873	88,53%	7.194	53,77%	(665)	-2,71%	(89)	-1,22%
Rupiah	24.323	99,12%	7.215	99,05%	23.661	99,11%	7.128	99,07%	(662)	-2,72%	(87)	-1,20%
Valas	215	0,88%	69	0,95%	212	0,89%	67	0,93%	(3)	-1,40%	(2)	-3,36%
N > 2 M	2.584	9,53%	5.168	41,50%	3.093	11,47%	6.186	46,23%	509	19,70%	1.018	19,70%
Rupiah	2.405	93,07%	4.810	93,07%	2.708	87,55%	5.416	87,55%	303	12,60%	606	12,60%
Valas	179	6,93%	358	6,93%	385	12,45%	770	12,45%	206	115,08%	412	115,08%
Total	27.122	100,00%	12.452	100,00%	26.966	100,00%	13.380	100,00%	(156)	-0,58%	929	7,46%
Rupiah	26.728	98,55%	12.025	96,57%	26.369	97,79%	12.544	93,75%	(359)	-1,34%	519	4,32%
Valas	394	1,45%	427	3,43%	597	2,21%	837	6,25%	203	51,52%	410	95,96%

Keterangan: Prosentase simpanan pada masing-masing segmen nominal simpanan merupakan prosentase terhadap total simpanan

