



LEMBAGA  
PENJAMIN  
SIMPANAN

Indonesia  
Deposit  
Insurance  
Corporation

# Distribusi Simpanan Bank Umum

**September 2013**

## DAFTAR ISI

### Keterangan

Total Simpanan dan Jumlah Rekening	Tabel 1	3
Pertumbuhan Total Simpanan dan Jumlah Rekening	Grafik 1	3
Tabel Pertumbuhan Simpanan dan Jumlah Rekening Year on Year	Tabel 1.1	4
Total Simpanan Berdasarkan Kepemilikan	Tabel 2	4
DPK Berdasarkan Jenis Simpanan	Tabel 3	5
Distribusi Nominal DPK Berdasarkan Jenis Simpanan	Grafik 2a	6
Distribusi Jumlah Rekening DPK Berdasarkan Jenis Simpanan	Grafik 2b	6
Simpanan Dari Bank Lain Berdasarkan Jenis Simpanan	Tabel 4	7
Distribusi Nominal Simpanan dari Bank Lain berdasarkan Jenis Simpanan	Grafik 3a	8
Distribusi Jumlah Rekening Simpanan dari Bank Lain berdasarkan Jenis Simpanan	Grafik 3b	8
DPK Berdasarkan segmen Nominal	Tabel 5	9
Simpanan dari Bank Lain berdasarkan segmen Nominal	Tabel 6	10
DPK berdasarkan Nominal Yang Dijamin	Tabel 7	11
Simpanan dari Bank Lain berdasarkan Nominal Yang Dijamin	Tabel 8	12
Total Simpanan berdasarkan Nominal yang Dijamin	Tabel 9	13
DPK berdasarkan Simpanan yang Dijamin	Tabel 10	14
Distribusi DPK berdasarkan Simpanan yang Dijamin	Grafik 4	14
Simpanan dari Bank Lain berdasarkan Simpanan yang Dijamin	Tabel 11	15
Distribusi Simpanan dari Bank Lain berdasarkan Simpanan yang Dijamin	Grafik 5	15
Total Simpanan berdasarkan Simpanan yang Dijamin	Tabel 12	16
Distribusi Total Simpanan berdasarkan Simpanan yang Dijamin	Grafik 6	16

## KETERANGAN

### Sumber Data

Data yang digunakan bersumber dari Laporan Posisi Simpanan yang disampaikan oleh bank kepada Lembaga Penjamin Simpanan.

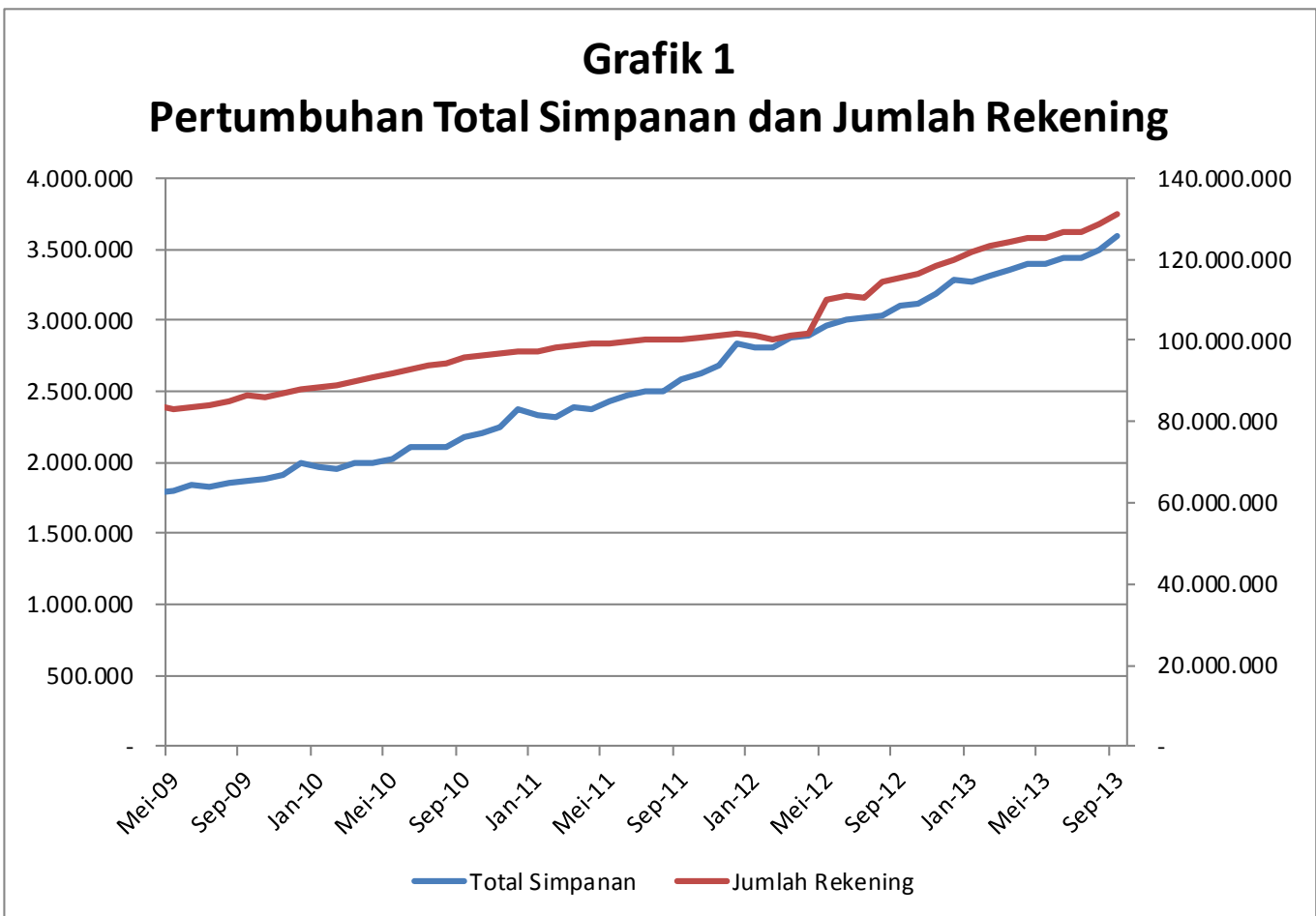
### Definisi

*Simpanan* meliputi Dana Pihak Ketiga dan simpanan dari bank lain.

*Simpanan Yang Dijamin* meliputi: a. seluruh simpanan yang nominalnya  $\leq$  Rp2 Miliar; b. proporsi simpanan yang dijamin (Rp2 Miliar) dari seluruh simpanan dengan nominal di atas Rp2 Miliar.

# I. PERTUMBUHAN TOTAL SIMPANAN DAN JUMLAH REKENING PADA BANK UMUM

Tabel 1										
Total Simpanan dan Jumlah Rekening										
Bulan	2009		2010		2011		2012		2013	
	Rekening	Nominal (Rp Miliar)	Rekening	Nominal (Rp Miliar)	Rekening	Nominal (Rp Miliar)	Rekening	Nominal (Rp Miliar)	Rekening	Nominal (Rp Miliar)
Januari	82.796.506	1.760.227,18	88.480.348	1.966.836,06	97.500.965	2.330.579,53	100.995.991	2.812.388,54	120.846.777	3.253.000,21
Februari	82.558.402	1.783.743,21	89.097.749	1.948.440,83	98.091.890	2.316.084,58	100.339.507	2.809.349,44	121.930.266	3.265.246,53
Maret	82.864.439	1.798.126,33	90.108.129	2.000.608,70	98.809.698	2.381.977,94	101.097.601	2.879.533,85	123.124.821	3.307.495,08
April	83.816.417	1.791.613,78	90.838.036	1.999.163,25	99.360.056	2.368.030,02	101.531.209	2.894.012,62	124.229.263	3.360.137,91
Mei	83.191.216	1.796.570,84	91.956.415	2.029.219,63	99.237.439	2.424.450,11	110.120.237	2.958.972,39	125.424.329	3.399.579,70
Juni	83.428.901	1.834.702,38	92.907.696	2.113.484,33	99.553.678	2.467.293,90	111.011.366	3.010.180,98	126.795.614	3.434.159,29
Juli	84.011.868	1.820.084,23	93.937.955	2.104.264,85	99.992.834	2.494.705,98	112.124.718	3.011.850,23	127.809.412	3.447.375,48
Agustus	84.913.166	1.860.209,93	94.540.213	2.113.793,52	100.162.979	2.492.507,44	113.534.001	3.037.802,64	128.817.609	3.496.755,58
September	86.454.361	1.870.941,16	95.595.059	2.170.410,30	100.324.722	2.586.979,78	115.525.552	3.104.250,57	130.943.737	3.599.132,84
Oktober	86.011.880	1.877.601,44	96.115.812	2.201.834,15	100.681.831	2.625.158,05	116.426.607	3.119.552,30		
Nopember	87.092.871	1.913.654,40	96.615.824	2.241.793,63	101.115.423	2.684.747,23	118.364.092	3.182.866,86		
Desember	88.086.017	1.995.789,56	97.204.863	2.370.982,77	101.503.564	2.830.322,74	119.917.930	3.277.154,34		



Tabel 1.1						
Pertumbuhan Simpanan dan Rekening Year on Year (YoY)						
Tahun	Rekening	Nominal (Rp Miliar)	Δ Rekening		Δ Nominal (Rp Miliar)	
2009	88.086.017	1.995.790	5.360.087	6,48%	227.174	12,84%
2010	97.204.863	2.370.983	9.118.846	10,35%	375.193	18,80%
2011	101.503.564	2.830.323	4.298.701	4,42%	459.340	19,37%
2012	119.917.930	3.277.154	18.414.366	18,14%	446.832	15,79%
2013*)	130.943.737	3.599.133	11.025.807	9,19%	321.979	9,82%

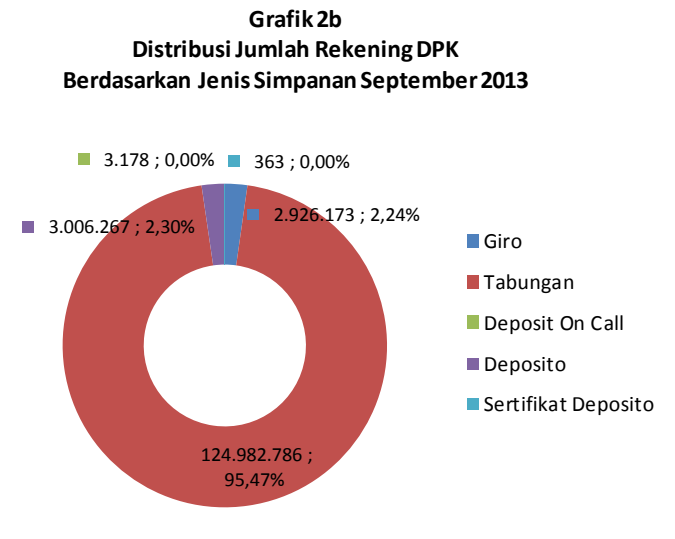
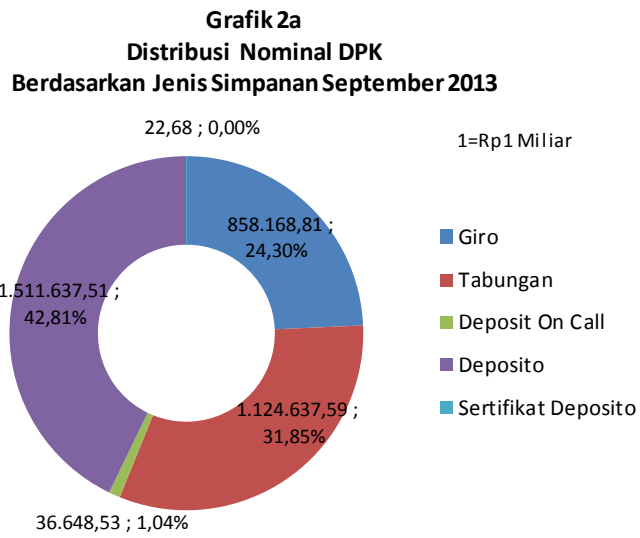
Keterangan: \*) data sampai Bulan September Tahun 2013

## II. DISTRIBUSI SIMPANAN BERDASARKAN JENIS SIMPANAN

Tabel 2						
Total Simpanan Berdasarkan Kepemilikan						
Jenis Simpanan	Agust-13		Sep-13		Δ	
	Rekening	Nominal (Rp Miliar)	Rekening	Nominal (Rp Miliar)	Δ Rekening	Δ Nominal (Rp Miliar)
<b>DPK</b>						
Giro	2.922.951	822.010,76	2.926.173	858.168,81	3.222,00	36.158,05
Tabungan	122.884.451	1.096.480,49	124.982.786	1.124.637,59	2.098.334,90	28.157,11
Deposit On Call	2.495	36.078,75	3.178	36.648,53	683,00	569,79
Deposito	2.982.834	1.480.595,65	3.006.267	1.511.637,51	23.433,00	31.041,86
Sertifikat Deposito	354	22,41	363	22,68	9,00	0,27
<b>Sub Total</b>	<b>128.793.085</b>	<b>3.435.188,06</b>	<b>130.918.767</b>	<b>3.531.115,13</b>	<b>2.125.682</b>	<b>95.927,07</b>
<b>Simpanan Bank Lain</b>						
Giro	9.549	22.476,97	9.545	23.365,86	(4)	888,89
Tabungan	7.260	2.696,40	7.254	3.167,32	(6)	470,92
Deposit On Call	222	20.342,58	260	24.464,11	38	4.121,53
Deposito	7.493	16.051,57	7.911	17.020,42	418	968,85
Sertifikat Deposito	-	-	-	-	-	-
<b>Sub Total</b>	<b>24.524</b>	<b>61.567,53</b>	<b>24.970</b>	<b>68.017,72</b>	<b>446</b>	<b>6.450,19</b>
<b>Total</b>	<b>128.817.609</b>	<b>3.496.755,58</b>	<b>130.943.737</b>	<b>3.599.132,84</b>	<b>2.126.128</b>	<b>102.377,26</b>

Tabel 3												
DPK Berdasarkan Jenis Simpanan												
Jenis Simpanan	Agust-13				Sep-13				Δ			
	Rekening	%	Nominal (Rp Miliar)	%	Rekening	%	Nominal (Rp Miliar)	%	Δ Rekening	%	Δ Nominal (Rp Miliar)	%
<b>Giro</b>	<b>2.922.951</b>	<b>2,27%</b>	<b>822.010,76</b>	<b>23,93%</b>	<b>2.926.173</b>	<b>2,24%</b>	<b>858.168,81</b>	<b>24,30%</b>	<b>3.222</b>	<b>0,11%</b>	<b>36.158,05</b>	<b>4,40%</b>
Rupiah	2.625.089	89,81%	576.187,25	70,09%	2.629.407	89,86%	588.660,30	68,59%	4.318	0,16%	12.473,05	2,16%
Valas	297.862	10,19%	245.823,51	29,91%	296.766	10,14%	269.508,51	31,41%	(1.096)	-0,37%	23.685,00	9,63%
<b>Tabungan</b>	<b>122.884.451</b>	<b>95,41%</b>	<b>1.096.480,49</b>	<b>31,92%</b>	<b>124.982.786</b>	<b>95,47%</b>	<b>1.124.637,59</b>	<b>31,85%</b>	<b>2.098.335</b>	<b>1,71%</b>	<b>28.157,11</b>	<b>2,57%</b>
Rupiah	122.294.235	99,52%	1.020.124,81	93,04%	124.392.434	99,53%	1.042.019,48	92,65%	2.098.199	1,72%	21.894,68	2,15%
Valas	590.216	0,48%	76.355,68	6,96%	590.352	0,47%	82.618,11	7,35%	136	0,02%	6.262,43	8,20%
<b>Deposit on Call</b>	<b>2.495</b>	<b>0,00%</b>	<b>36.078,75</b>	<b>1,05%</b>	<b>3.178</b>	<b>0,00%</b>	<b>36.648,53</b>	<b>1,04%</b>	<b>683</b>	<b>27,37%</b>	<b>569,79</b>	<b>1,58%</b>
Rupiah	2.201	88,22%	24.092,18	66,78%	2.888	90,87%	25.965,38	70,85%	687	31,21%	1.873,20	7,78%
Valas	294	11,78%	11.986,57	33,22%	290	9,13%	10.683,16	29,15%	(4)	-1,36%	(1.303,41)	-10,87%
<b>Deposito</b>	<b>2.982.834</b>	<b>2,32%</b>	<b>1.480.595,65</b>	<b>43,10%</b>	<b>3.006.267</b>	<b>2,30%</b>	<b>1.511.637,51</b>	<b>42,81%</b>	<b>23.433</b>	<b>0,79%</b>	<b>31.041,86</b>	<b>2,10%</b>
Rupiah	2.817.738	94,47%	1.244.165,54	84,03%	2.843.817	94,60%	1.262.806,91	83,54%	26.079	0,93%	18.641,37	1,50%
Valas	165.096	5,53%	236.430,11	15,97%	162.450	5,40%	248.830,61	16,46%	(2.646)	-1,60%	12.400,49	5,24%
<b>Sertifikat Deposito</b>	<b>354</b>	<b>0,00%</b>	<b>22,41</b>	<b>0,00%</b>	<b>363</b>	<b>0,00%</b>	<b>22,68</b>	<b>0,00%</b>	<b>9</b>	<b>2,54%</b>	<b>0,27</b>	<b>1,20%</b>
Rupiah	354	100,00%	22,41	100,00%	363	100,00%	22,68	100,00%	9	2,54%	0,27	1,20%
Valas	-	0,00%	-	0,00%	-	0,00%	-	0,00%	-	0,00%	-	0,00%
<b>Total</b>	<b>128.793.085</b>	<b>100,00%</b>	<b>3.435.188,06</b>	<b>100,00%</b>	<b>130.918.767</b>	<b>100,00%</b>	<b>3.531.115,13</b>	<b>100,00%</b>	<b>2.125.682</b>	<b>1,65%</b>	<b>95.927,07</b>	<b>2,79%</b>
Rupiah	127.739.617	99,18%	2.864.592	83,39%	129.868.909	99,20%	2.919.474,74	82,68%	2.129.292	1,67%	54.882,56	1,92%
Valas	1.053.468	0,82%	570.596	16,61%	1.049.858	0,80%	611.640,38	17,32%	(3.610)	-0,34%	41.044,51	7,19%

Keterangan: Prosentase simpanan pada masing-masing jenis simpanan merupakan prosentase terhadap total simpanan



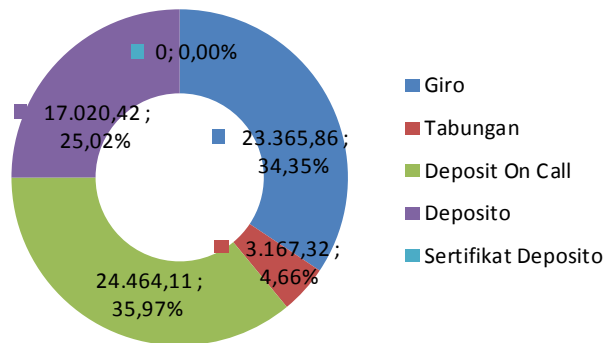
Tabel 4												
Simpanan Dari Bank Lain Berdasarkan Jenis Simpanan												
Jenis Simpanan	Agust-13				Sep-13				Δ			
	Rekening	%	Nominal (Rp Miliar)	%	Rekening	%	Nominal (Rp Miliar)	%	Δ Rekening	%	Δ Nominal (Rp Miliar)	%
<b>Giro</b>	<b>9.549</b>	<b>38,94%</b>	<b>22.476,97</b>	<b>36,51%</b>	<b>9.545</b>	<b>38,23%</b>	<b>23.365,86</b>	<b>34,35%</b>	<b>(4)</b>	<b>-0,04%</b>	<b>888,89</b>	<b>3,95%</b>
Rupiah	9.210	96,45%	16.645,64	74,06%	9.202	96,41%	16.745,91	71,67%	(8)	-0,09%	100,27	0,60%
Valas	339	3,55%	5.831,34	25,94%	343	3,59%	6.619,96	28,33%	4	1,18%	788,62	13,52%
<b>Tabungan</b>	<b>7.260</b>	<b>29,60%</b>	<b>2.696,40</b>	<b>4,38%</b>	<b>7.254</b>	<b>29,05%</b>	<b>3.167,32</b>	<b>4,66%</b>	<b>(6)</b>	<b>-0,08%</b>	<b>470,92</b>	<b>17,46%</b>
Rupiah	7.253	99,90%	2.565,35	95,14%	7.245	99,88%	3.120,90	98,53%	(8)	-0,11%	555,56	21,66%
Valas	7	0,10%	131,05	4,86%	9	0,12%	46,42	1,47%	2	28,57%	(84,64)	-64,58%
<b>Deposit on Call</b>	<b>222</b>	<b>0,91%</b>	<b>20.342,58</b>	<b>33,04%</b>	<b>260</b>	<b>1,04%</b>	<b>24.464,11</b>	<b>35,97%</b>	<b>38</b>	<b>17,12%</b>	<b>4.121,53</b>	<b>20,26%</b>
Rupiah	222	100,00%	20.342,58	100,00%	260	100,00%	24.464,11	100,00%	38	17,12%	4.121,53	20,26%
Valas	-	0,00%	-	0,00%	-	0,00%	-	0,00%	-	0,00%	-	0,00%
<b>Deposito</b>	<b>7.493</b>	<b>30,55%</b>	<b>16.051,57</b>	<b>26,07%</b>	<b>7.911</b>	<b>31,68%</b>	<b>17.020,42</b>	<b>25,02%</b>	<b>418</b>	<b>5,58%</b>	<b>968,85</b>	<b>6,04%</b>
Rupiah	7.463	99,60%	15.243,28	94,96%	7.880	99,61%	16.121,58	94,72%	417	5,59%	878,29	5,76%
Valas	30	0,40%	808,29	5,04%	31	0,39%	898,85	5,28%	1	3,33%	90,56	11,20%
<b>Sertifikat Deposito</b>	<b>-</b>	<b>0,00%</b>	<b>-</b>	<b>0,00%</b>	<b>-</b>	<b>0,00%</b>	<b>-</b>	<b>0,00%</b>	<b>-</b>	<b>0,00%</b>	<b>-</b>	<b>0,00%</b>
Rupiah	-	0,00%	-	0,00%	-	0,00%	-	0,00%	-	0,00%	-	0,00%
Valas	-	0,00%	-	0,00%	-	0,00%	-	0,00%	-	0,00%	-	0,00%
<b>Total</b>	<b>24.524</b>	<b>100,00%</b>	<b>61.567,53</b>	<b>100,00%</b>	<b>24.970</b>	<b>100,00%</b>	<b>68.017,72</b>	<b>100,00%</b>	<b>446</b>	<b>1,82%</b>	<b>6.450,19</b>	<b>10,48%</b>
Rupiah	24.148	98,47%	54.796,85	89,00%	24.587	98,47%	60.452,50	88,88%	439	1,82%	5.655,65	10,32%
Valas	376	1,53%	6.770,68	11,00%	383	1,53%	7.565,22	11,12%	7	1,86%	794,54	11,74%

Keterangan: Prosentase simpanan pada masing-masing jenis simpanan merupakan prosentase terhadap total simpanan

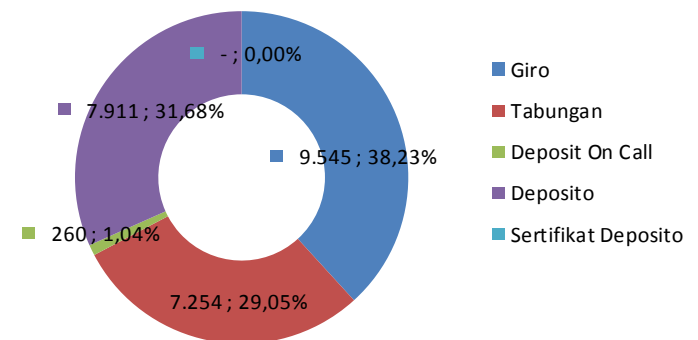


**Grafik 3a**  
**Distribusi Nominal Simpanan Dari Bank Lain Berdasarkan**  
**Jenis Simpanan September 2013**

1=Rp1 Miliar



**Grafik 3b**  
**Distribusi Jumlah Rekening Simpanan Dari Bank Lain**  
**Berdasarkan Jenis Simpanan September 2013**



### III. DISTRIBUSI SIMPANAN BERDASARKAN SEGMENT NOMINAL SIMPANAN

Tabel 5 DPK Berdasarkan Segmen Nominal												
Nominal Simpanan	Agust-13				Sep-13				Δ			
	Rekening	%	Nominal (Rp Miliar)	%	Rekening	%	Nominal (Rp Miliar)	%	Δ Rekening	%	Δ Nominal (Rp Miliar)	%
<b>N ≤ 100 Jt</b>	<b>125.685.740</b>	<b>97,59%</b>	<b>529.284,33</b>	<b>15,41%</b>	<b>127.733.160</b>	<b>97,57%</b>	<b>534.175,34</b>	<b>15,13%</b>	<b>2.047.420</b>	<b>1,63%</b>	<b>4.891,01</b>	<b>0,92%</b>
Rupiah	124.921.335	99,39%	514.825,17	97,27%	126.979.642	99,41%	520.106,54	97,37%	2.058.307	1,65%	5.281,37	1,03%
Valas	764.405	0,61%	14.459,15	2,73%	753.518	0,59%	14.068,80	2,63%	(10.887)	-1,42%	(390,36)	-2,70%
<b>100 Jt &lt; N ≤ 200 Jt</b>	<b>1.409.632</b>	<b>1,09%</b>	<b>194.977,17</b>	<b>5,68%</b>	<b>1.450.383</b>	<b>1,11%</b>	<b>197.617,60</b>	<b>5,60%</b>	<b>40.751</b>	<b>2,89%</b>	<b>2.640,43</b>	<b>1,35%</b>
Rupiah	1.304.719	92,56%	180.715,18	92,69%	1.344.258	92,68%	183.009,86	92,61%	39.539	3,03%	2.294,68	1,27%
Valas	104.913	7,44%	14.261,99	7,31%	106.125	7,32%	14.607,74	7,39%	1.212	1,16%	345,75	2,42%
<b>200 Jt &lt; N ≤ 500 Jt</b>	<b>942.606</b>	<b>0,73%</b>	<b>300.945,57</b>	<b>8,76%</b>	<b>956.074</b>	<b>0,73%</b>	<b>305.432,68</b>	<b>8,65%</b>	<b>13.468</b>	<b>1,43%</b>	<b>4.487,11</b>	<b>1,49%</b>
Rupiah	855.276	90,74%	273.738,42	90,96%	867.273	90,71%	277.591,61	90,88%	11.997	1,40%	3.853,19	1,41%
Valas	87.330	9,26%	27.207,15	9,04%	88.801	9,29%	27.841,08	9,12%	1.471	1,68%	633,92	2,33%
<b>500 Jt &lt; N ≤ 1 M</b>	<b>393.466</b>	<b>0,31%</b>	<b>286.225,90</b>	<b>8,33%</b>	<b>402.540</b>	<b>0,31%</b>	<b>293.395,22</b>	<b>8,31%</b>	<b>9.074</b>	<b>2,31%</b>	<b>7.169,32</b>	<b>2,50%</b>
Rupiah	350.362	89,05%	256.710,17	89,69%	358.010	88,94%	262.703,36	89,54%	7.648	2,18%	5.993,19	2,33%
Valas	43.104	10,95%	29.515,73	10,31%	44.530	11,06%	30.691,86	10,46%	1.426	3,31%	1.176,13	3,98%
<b>1 M &lt; N ≤ 2 M</b>	<b>199.041</b>	<b>0,15%</b>	<b>273.923,54</b>	<b>7,97%</b>	<b>205.772</b>	<b>0,16%</b>	<b>283.578,67</b>	<b>8,03%</b>	<b>6.731</b>	<b>3,38%</b>	<b>9.655,13</b>	<b>3,52%</b>
Rupiah	173.026	86,93%	239.113,19	87,29%	178.273	86,64%	246.332,22	86,87%	5.247	3,03%	7.219,03	3,02%
Valas	26.015	13,07%	34.810,35	12,71%	27.499	13,36%	37.246,45	13,13%	1.484	5,70%	2.436,10	7,00%
<b>2 M &lt; N ≤ 5 M</b>	<b>103.478</b>	<b>0,08%</b>	<b>323.402,12</b>	<b>9,41%</b>	<b>107.710</b>	<b>0,08%</b>	<b>339.427,08</b>	<b>9,61%</b>	<b>4.232</b>	<b>4,09%</b>	<b>16.024,96</b>	<b>4,96%</b>
Rupiah	88.409	85,44%	277.612,35	85,84%	91.777	85,21%	290.505,39	85,59%	3.368	3,81%	12.893,04	4,64%
Valas	15.069	14,56%	45.789,77	14,16%	15.933	14,79%	48.921,69	14,41%	864	5,73%	3.131,92	6,84%
<b>N &gt; 5 M</b>	<b>59.122</b>	<b>0,05%</b>	<b>1.526.429,43</b>	<b>44,44%</b>	<b>63.128</b>	<b>0,05%</b>	<b>1.577.488,54</b>	<b>44,67%</b>	<b>4.006</b>	<b>6,78%</b>	<b>51.059,11</b>	<b>3,35%</b>
Rupiah	46.490	78,63%	1.121.877,71	73,50%	49.676	78,69%	1.139.225,77	72,22%	3.186	6,85%	17.348,06	1,55%
Valas	12.632	21,37%	404.551,72	26,50%	13.452	21,31%	438.262,76	27,78%	820	6,49%	33.711,04	8,33%
<b>Total</b>	<b>128.793.085</b>	<b>100,00%</b>	<b>3.435.188,06</b>	<b>100,00%</b>	<b>130.918.767</b>	<b>100,00%</b>	<b>3.531.115,13</b>	<b>100,00%</b>	<b>2.125.682</b>	<b>1,65%</b>	<b>95.927,07</b>	<b>2,79%</b>
Rupiah	127.739.617	99,18%	2.864.592,18	83,39%	129.868.909	99,20%	2.919.474,74	82,68%	2.129.292	1,67%	54.882,56	1,92%
Valas	1.053.468	0,82%	570.595,87	16,61%	1.049.858	0,80%	611.640,38	17,32%	(3.610)	-0,34%	41.044,51	7,19%

Keterangan: Prosentase simpanan pada masing-masing segmen nominal simpanan merupakan prosentase terhadap total simpanan

Tabel 6 Simpanan Dari Bank Lain Berdasarkan Segmen Nominal												
Nominal Simpanan	Agust-13				Sep-13				Δ			
	Rekening	%	Nominal (Rp Miliar)	%	Rekening	%	Nominal (Rp Miliar)	%	Δ Rekening	%	Δ Nominal (Rp Miliar)	%
<b>N ≤ 100 Jt</b>	<b>13.408</b>	<b>54,67%</b>	<b>441,34</b>	<b>0,72%</b>	<b>13.374</b>	<b>53,56%</b>	<b>359,91</b>	<b>0,53%</b>	<b>(34)</b>	<b>-0,25%</b>	<b>(81,43)</b>	<b>-18,45%</b>
Rupiah	13.277	99,02%	438,64	99,39%	13.244	99,03%	357,25	99,26%	(33)	-0,25%	(81,39)	-18,56%
Valas	131	0,98%	2,70	0,61%	130	0,97%	2,67	0,74%	(1)	-0,76%	(0,03)	-1,30%
<b>100 Jt &lt; N ≤ 200 Jt</b>	<b>2.489</b>	<b>10,15%</b>	<b>355,77</b>	<b>0,58%</b>	<b>2.497</b>	<b>10,00%</b>	<b>354,90</b>	<b>0,52%</b>	<b>8</b>	<b>0,32%</b>	<b>(0,87)</b>	<b>-0,25%</b>
Rupiah	2.468	99,16%	352,45	99,07%	2.481	99,36%	352,64	99,36%	13	0,53%	0,19	0,05%
Valas	21	0,84%	3,32	0,93%	16	0,64%	2,26	0,64%	(5)	-23,81%	(1,06)	-31,96%
<b>200 Jt &lt; N ≤ 500 Jt</b>	<b>3.067</b>	<b>12,51%</b>	<b>1.015,95</b>	<b>1,65%</b>	<b>3.246</b>	<b>13,00%</b>	<b>1.099,74</b>	<b>1,62%</b>	<b>179</b>	<b>5,84%</b>	<b>83,78</b>	<b>8,25%</b>
Rupiah	3.034	98,92%	1.005,07	98,93%	3.216	99,08%	1.090,17	99,13%	182	6,00%	85,10	8,47%
Valas	33	1,08%	10,88	1,07%	30	0,92%	9,57	0,87%	(3)	-9,09%	(1,32)	-12,09%
<b>500 Jt &lt; N ≤ 1 M</b>	<b>2.206</b>	<b>9,00%</b>	<b>1.752,11</b>	<b>2,85%</b>	<b>2.273</b>	<b>9,10%</b>	<b>1.824,60</b>	<b>2,68%</b>	<b>67</b>	<b>3,04%</b>	<b>72,49</b>	<b>4,14%</b>
Rupiah	2.178	98,73%	1.733,31	98,93%	2.245	98,77%	1.804,33	98,89%	67	3,08%	71,02	4,10%
Valas	28	1,27%	18,80	1,07%	28	1,23%	20,26	1,11%	-	0,00%	1,47	7,80%
<b>1 M &lt; N ≤ 2 M</b>	<b>1.430</b>	<b>5,83%</b>	<b>2.021,66</b>	<b>3,28%</b>	<b>1.512</b>	<b>6,06%</b>	<b>2.129,97</b>	<b>3,13%</b>	<b>82</b>	<b>5,73%</b>	<b>108,31</b>	<b>5,36%</b>
Rupiah	1.414	98,88%	1.996,80	98,77%	1.490	98,54%	2.100,74	98,63%	76	5,37%	103,94	5,21%
Valas	16	1,12%	24,86	1,23%	22	1,46%	29,23	1,37%	6	37,50%	4,38	17,61%
<b>2 M &lt; N ≤ 5 M</b>	<b>886</b>	<b>3,61%</b>	<b>2.935,33</b>	<b>4,77%</b>	<b>945</b>	<b>3,78%</b>	<b>3.086,92</b>	<b>4,54%</b>	<b>59</b>	<b>6,66%</b>	<b>151,59</b>	<b>5,16%</b>
Rupiah	861	97,18%	2.857,97	97,36%	909	96,19%	2.968,03	96,15%	48	5,57%	110,06	3,85%
Valas	25	2,82%	77,36	2,64%	36	3,81%	118,89	3,85%	11	44,00%	41,53	53,69%
<b>N &gt; 5 M</b>	<b>1.038</b>	<b>4,23%</b>	<b>53.045,37</b>	<b>86,16%</b>	<b>1.123</b>	<b>4,50%</b>	<b>59.161,68</b>	<b>86,98%</b>	<b>85</b>	<b>8,19%</b>	<b>6.116,31</b>	<b>11,53%</b>
Rupiah	916	88,25%	46.412,61	87,50%	1.002	89,23%	51.779,34	87,52%	86	9,39%	5.366,73	11,56%
Valas	122	11,75%	6.632,76	12,50%	121	10,77%	7.382,34	12,48%	(1)	-0,82%	749,58	11,30%
<b>Total</b>	<b>24.524</b>	<b>100,00%</b>	<b>61.567,53</b>	<b>100,00%</b>	<b>24.970</b>	<b>100,00%</b>	<b>68.017,72</b>	<b>100,00%</b>	<b>446</b>	<b>1,82%</b>	<b>6.450,19</b>	<b>10,48%</b>
Rupiah	24.148	98,47%	54.796,85	89,00%	24.587	98,47%	60.452,50	88,88%	439	1,82%	5.655,65	10,32%
Valas	376	1,53%	6.770,68	11,00%	383	1,53%	7.565,22	11,12%	7	1,86%	794,54	11,74%

Keterangan: Prosentase simpanan pada masing-masing segmen nominal simpanan merupakan prosentase terhadap total simpanan

#### IV. DISTRIBUSI SIMPANAN BERDASARKAN NOMINAL SIMPANAN YANG DIJAMIN (Rp2 MILIAR)

Tabel 7												
DPK Berdasarkan Nominal Yang Dijamin												
Nominal Simpanan	Agust-13				Sep-13				Δ			
	Rekening	%	Nominal (Rp Miliar)	%	Rekening	%	Nominal (Rp Miliar)	%	Δ Rekening	%	Δ Nominal (Rp Miliar)	%
<b>N ≤ 2 M</b>	<b>128.630.485</b>	<b>99,87%</b>	<b>1.585.356,51</b>	<b>46,15%</b>	<b>130.747.929</b>	<b>99,87%</b>	<b>1.614.199,52</b>	<b>45,71%</b>	<b>2.117.444</b>	<b>1,65%</b>	<b>28.843,01</b>	<b>1,82%</b>
Rupiah	127.604.718	99,20%	1.465.102,13	92,41%	129.727.456	99,22%	1.489.743,59	92,29%	2.122.738	1,66%	24.641,46	1,68%
Valas	1.025.767	0,80%	120.254,38	7,59%	1.020.473	0,78%	124.455,93	7,71%	(5.294)	-0,52%	4.201,55	3,49%
<b>N &gt; 2 M</b>	<b>162.600</b>	<b>0,13%</b>	<b>1.849.831,55</b>	<b>53,85%</b>	<b>170.838</b>	<b>0,13%</b>	<b>1.916.915,61</b>	<b>54,29%</b>	<b>8.238</b>	<b>5,07%</b>	<b>67.084,06</b>	<b>3,63%</b>
Rupiah	134.899	82,96%	1.399.490,06	75,65%	141.453	82,80%	1.429.731,16	74,58%	6.554	4,86%	30.241,10	2,16%
Valas	27.701	17,04%	450.341,50	24,35%	29.385	17,20%	487.184,45	25,42%	1.684	6,08%	36.842,96	8,18%
<b>Total</b>	<b>128.793.085</b>	<b>100,00%</b>	<b>3.435.188,06</b>	<b>100,00%</b>	<b>130.918.767</b>	<b>100,00%</b>	<b>3.531.115,13</b>	<b>100,00%</b>	<b>2.125.682</b>	<b>1,65%</b>	<b>95.927,07</b>	<b>2,79%</b>
Rupiah	127.739.617	99,18%	2.864.592,18	83,39%	129.868.909	99,20%	2.919.474,74	82,68%	2.129.292	1,67%	54.882,56	1,92%
Valas	1.053.468	0,82%	570.595,87	16,61%	1.049.858	0,80%	611.640,38	17,32%	(3.610)	-0,34%	41.044,51	7,19%

Keterangan: Prosentase simpanan pada masing-masing segmen nominal simpanan merupakan prosentase terhadap total simpanan

Tabel 8												
Simpanan Dari Bank Lain Berdasarkan Nominal Yang Dijamin												
Nominal Simpanan	Agust-13				Sep-13				Δ			
	Rekening	%	Nominal (Rp Miliar)	%	Rekening	%	Nominal (Rp Miliar)	%	Δ Rekening	%	Δ Nominal (Rp Miliar)	%
<b>N ≤ 2 M</b>	<b>22.600</b>	<b>92,15%</b>	<b>5.586,83</b>	<b>9,07%</b>	<b>22.902</b>	<b>91,72%</b>	<b>5.769,12</b>	<b>8,48%</b>	<b>302</b>	<b>1,34%</b>	<b>182,29</b>	<b>3,26%</b>
Rupiah	22.371	98,99%	5.526,27	98,92%	22.676	99,01%	5.705,13	98,89%	305	1,36%	178,86	3,24%
Valas	229	1,01%	60,56	1,08%	226	0,99%	63,99	1,11%	(3)	-1,31%	3,43	5,67%
<b>N &gt; 2 M</b>	<b>1.924</b>	<b>7,85%</b>	<b>55.980,70</b>	<b>90,93%</b>	<b>2.068</b>	<b>8,28%</b>	<b>62.248,60</b>	<b>91,52%</b>	<b>144</b>	<b>7,48%</b>	<b>6.267,90</b>	<b>11,20%</b>
Rupiah	1.777	92,36%	49.270,58	88,01%	1.911	92,41%	54.747,37	87,95%	134	7,54%	5.476,79	11,12%
Valas	147	7,64%	6.710,12	11,99%	157	7,59%	7.501,23	12,05%	10	6,80%	791,11	11,79%
<b>Total</b>	<b>24.524</b>	<b>100,00%</b>	<b>61.567,53</b>	<b>100,00%</b>	<b>24.970</b>	<b>100,00%</b>	<b>68.017,72</b>	<b>100,00%</b>	<b>446</b>	<b>1,82%</b>	<b>6.450,19</b>	<b>10,48%</b>
Rupiah	24.148	98,47%	54.796,85	89,00%	24.587	98,47%	60.452,50	88,88%	439	1,82%	5.655,65	10,32%
Valas	376	1,53%	6.770,68	11,00%	383	1,53%	7.565,22	11,12%	7	1,86%	794,54	11,74%

Keterangan: Prosentase simpanan pada masing-masing segmen nominal simpanan merupakan prosentase terhadap total simpanan

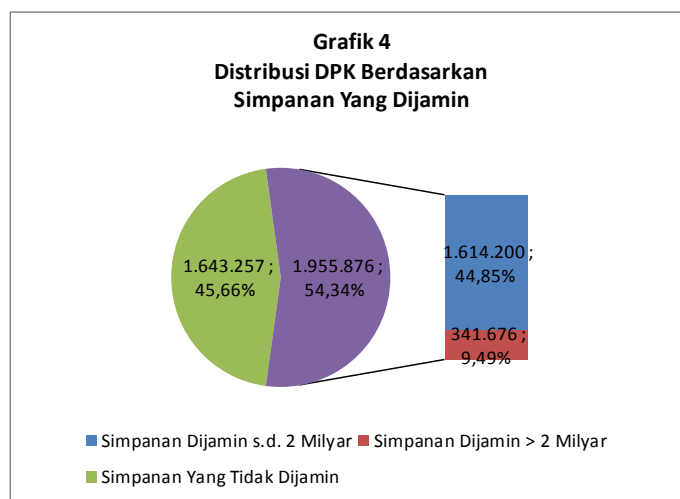
Tabel 9 Total Simpanan Berdasarkan Nominal Yang Dijamin												
Nominal Simpanan	Agust-13				Sep-13				Δ			
	Rekening	%	Nominal (Rp Miliar)	%	Rekening	%	Nominal (Rp Miliar)	%	Δ Rekening	%	Δ Nominal (Rp Miliar)	%
<b>N ≤ 2 M</b>	<b>128.653.085</b>	<b>99,87%</b>	<b>1.590.943,34</b>	<b>45,50%</b>	<b>130.770.831</b>	<b>99,87%</b>	<b>1.619.968,63</b>	<b>45,01%</b>	<b>2.117.746</b>	<b>1,65%</b>	<b>29.025,30</b>	<b>1,82%</b>
Rupiah	127.627.089	99,20%	1.470.628,40	92,44%	129.750.132	99,22%	1.495.448,72	92,31%	2.123.043	1,66%	24.820,31	1,69%
Valas	1.025.996	0,80%	120.314,93	7,56%	1.020.699	0,78%	124.519,92	7,69%	(5.297)	-0,52%	4.204,98	3,49%
<b>N &gt; 2 M</b>	<b>164.524</b>	<b>0,13%</b>	<b>1.905.812,25</b>	<b>54,50%</b>	<b>172.906</b>	<b>0,13%</b>	<b>1.979.164,21</b>	<b>54,99%</b>	<b>8.382</b>	<b>5,09%</b>	<b>73.351,96</b>	<b>3,85%</b>
Rupiah	136.676	83,07%	1.448.760,63	76,02%	143.364	82,91%	1.484.478,53	75,01%	6.688	4,89%	35.717,89	2,47%
Valas	27.848	16,93%	457.051,62	23,98%	29.542	17,09%	494.685,69	24,99%	1.694	6,08%	37.634,07	8,23%
<b>Total</b>	<b>128.817.609</b>	<b>100,00%</b>	<b>3.496.755,58</b>	<b>100,00%</b>	<b>130.943.737</b>	<b>100,00%</b>	<b>3.599.132,84</b>	<b>100,00%</b>	<b>2.126.128</b>	<b>1,65%</b>	<b>102.377,26</b>	<b>2,93%</b>
Rupiah	127.763.765	99,18%	2.919.389,03	83,49%	129.893.496	99,20%	2.979.927,24	82,80%	2.129.731	1,67%	60.538,21	2,07%
Valas	1.053.844	0,82%	577.366,55	16,51%	1.050.241	0,80%	619.205,60	17,20%	(3.603)	-0,34%	41.839,05	7,25%

Keterangan: Prosentase simpanan pada masing-masing segmen nominal simpanan merupakan prosentase terhadap total simpanan

## V. DISTRIBUSI SIMPANAN YANG DIJAMIN

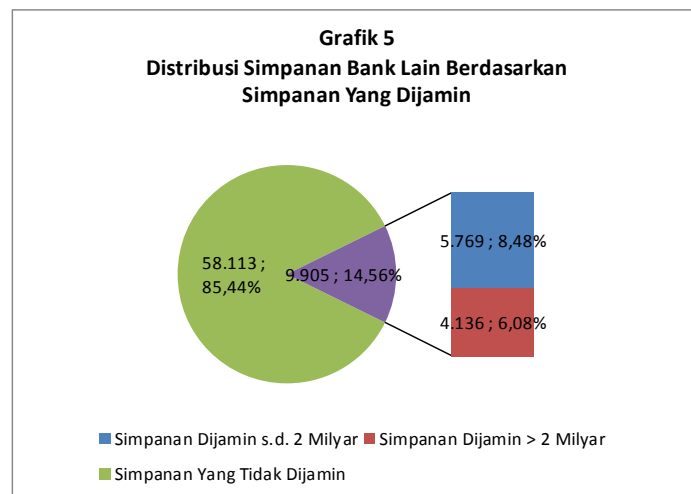
Tabel 10 DPK berdasarkan Simpanan yang Dijamin												
Nominal Simpanan	Agust-13				Sep-13				Δ			
	Rekening	%	Nominal (Rp Miliar)	%	Rekening	%	Nominal (Rp Miliar)	%	Δ Rekening	%	Δ Nominal (Rp Miliar)	%
<b>N ≤ 2 M</b>	<b>128.630.485</b>	<b>99,87%</b>	<b>1.585.356,51</b>	<b>82,98%</b>	<b>130.747.929</b>	<b>99,87%</b>	<b>1.614.199,52</b>	<b>82,53%</b>	<b>2.117.444</b>	<b>1,65%</b>	<b>28.843,01</b>	<b>1,82%</b>
Rupiah	127.604.718	99,20%	1.465.102,13	92,41%	129.727.456	99,22%	1.489.743,59	92,29%	2.122.738	1,66%	24.641,46	1,68%
Valas	1.025.767	0,80%	120.254,38	7,59%	1.020.473	0,78%	124.455,93	7,71%	(5.294)	-0,52%	4.201,55	3,49%
<b>N &gt; 2 M</b>	<b>162.600</b>	<b>0,13%</b>	<b>325.200,00</b>	<b>17,02%</b>	<b>170.838</b>	<b>0,13%</b>	<b>341.676,00</b>	<b>17,47%</b>	<b>8.238</b>	<b>5,07%</b>	<b>16.476,00</b>	<b>5,07%</b>
Rupiah	134.899	82,96%	269.798,00	82,96%	141.453	82,80%	282.906,00	82,80%	6.554	4,86%	13.108,00	4,86%
Valas	27.701	17,04%	55.402,00	17,04%	29.385	17,20%	58.770,00	17,20%	1.684	6,08%	3.368,00	6,08%
<b>Total</b>	<b>128.793.085</b>	<b>100,00%</b>	<b>1.910.556,51</b>	<b>100,00%</b>	<b>130.918.767</b>	<b>100,00%</b>	<b>1.955.875,52</b>	<b>100,00%</b>	<b>2.125.682</b>	<b>1,65%</b>	<b>45.319,01</b>	<b>2,37%</b>
Rupiah	127.739.617	99,18%	1.734.900,13	90,81%	129.868.909	99,20%	1.772.649,59	90,63%	2.129.292	1,67%	37.749,46	2,18%
Valas	1.053.468	0,82%	175.656,38	9,19%	1.049.858	0,80%	183.225,93	9,37%	(3.610)	-0,34%	7.569,55	4,31%

Keterangan: Prosentase simpanan pada masing-masing segmen nominal simpanan merupakan prosentase terhadap total simpanan



Tabel 11 Simpanan Dari Bank Lain Berdasarkan Simpanan Yang Dijamin												
Nominal Simpanan	Agust-13				Sep-13				Δ			
	Rekening	%	Nominal (Rp Miliar)	%	Rekening	%	Nominal (Rp Miliar)	%	Δ Rekening	%	Δ Nominal (Rp Miliar)	%
<b>N ≤ 2 M</b>	<b>22.600</b>	<b>92,15%</b>	<b>5.586,83</b>	<b>59,21%</b>	<b>22.902</b>	<b>91,72%</b>	<b>5.769,12</b>	<b>58,24%</b>	<b>302</b>	<b>1,34%</b>	<b>182,29</b>	<b>3,26%</b>
Rupiah	22.371	98,99%	5.526,27	98,92%	22.676	99,01%	5.705,13	98,89%	305	1,36%	178,86	3,24%
Valas	229	1,01%	60,56	1,08%	226	0,99%	63,99	1,11%	(3)	-1,31%	3,43	5,67%
<b>N &gt; 2 M</b>	<b>1.924</b>	<b>7,85%</b>	<b>3.848,00</b>	<b>40,79%</b>	<b>2.068</b>	<b>8,28%</b>	<b>4.136,00</b>	<b>41,76%</b>	<b>144</b>	<b>7,48%</b>	<b>288,00</b>	<b>7,48%</b>
Rupiah	1.777	92,36%	3.554,00	92,36%	1.911	92,41%	3.822,00	92,41%	134	7,54%	268,00	7,54%
Valas	147	7,64%	294,00	7,64%	157	7,59%	314,00	7,59%	10	6,80%	20,00	6,80%
<b>Total</b>	<b>24.524</b>	<b>100,00%</b>	<b>9.434,83</b>	<b>100,00%</b>	<b>24.970</b>	<b>100,00%</b>	<b>9.905,12</b>	<b>100,00%</b>	<b>446</b>	<b>1,82%</b>	<b>470,29</b>	<b>4,98%</b>
Rupiah	24.148	98,47%	9.080,27	96,24%	24.587	98,47%	9.527,13	96,18%	439	1,82%	446,86	4,92%
Valas	376	1,53%	354,56	3,76%	383	1,53%	377,99	3,82%	7	1,86%	23,43	6,61%

Keterangan: Prosentase simpanan pada masing-masing segmen nominal simpanan merupakan prosentase terhadap total simpanan





Tabel 12 Total Simpanan Berdasarkan Simpanan Yang Dijamin												
Nominal Simpanan	Agust-13				Sep-13				Δ			
	Rekening	%	Nominal (Rp Miliar)	%	Rekening	%	Nominal (Rp Miliar)	%	Δ Rekening	%	Δ Nominal (Rp Miliar)	%
<b>N ≤ 2 M</b>	<b>128.653.085</b>	<b>99,87%</b>	<b>1.590.943,34</b>	<b>82,86%</b>	<b>130.770.831</b>	<b>99,87%</b>	<b>1.619.968,63</b>	<b>82,41%</b>	<b>2.117.746</b>	<b>1,65%</b>	<b>29.025,30</b>	<b>1,82%</b>
Rupiah	127.627.089	99,20%	1.470.628,40	92,44%	129.750.132	99,22%	1.495.448,72	92,31%	2.123.043	1,66%	24.820,31	1,69%
Valas	1.025.996	0,80%	120.314,93	7,56%	1.020.699	0,78%	124.519,92	7,69%	(5.297)	-0,52%	4.204,98	3,49%
<b>N &gt; 2 M</b>	<b>164.524</b>	<b>0,13%</b>	<b>329.048,00</b>	<b>17,14%</b>	<b>172.906</b>	<b>0,13%</b>	<b>345.812,00</b>	<b>17,59%</b>	<b>8.382</b>	<b>5,09%</b>	<b>16.764,00</b>	<b>5,09%</b>
Rupiah	136.676	83,07%	273.352,00	83,07%	143.364	82,91%	286.728,00	82,91%	6.688	4,89%	13.376,00	4,89%
Valas	27.848	16,93%	55.696,00	16,93%	29.542	17,09%	59.084,00	17,09%	1.694	6,08%	3.388,00	6,08%
<b>Total</b>	<b>128.817.609</b>	<b>100,00%</b>	<b>1.919.991,34</b>	<b>100,00%</b>	<b>130.943.737</b>	<b>100,00%</b>	<b>1.965.780,63</b>	<b>100,00%</b>	<b>2.126.128</b>	<b>1,65%</b>	<b>45.789,30</b>	<b>2,38%</b>
Rupiah	127.763.765	99,18%	1.743.980,40	90,83%	129.893.496	99,20%	1.782.176,72	90,66%	2.129.731	1,67%	38.196,31	2,19%
Valas	1.053.844	0,82%	176.010,93	9,17%	1.050.241	0,80%	183.603,92	9,34%	(3.603)	-0,34%	7.592,98	4,31%

Keterangan: Prosentase simpanan pada masing-masing segmen nominal simpanan merupakan prosentase terhadap total simpanan

